

PCB terminal block - PTSM 0,5/ 4-2,5-V THR WH R44 - 1814582

Please be informed that the data shown in this PDF Document is generated from our Online Catalog. Please find the complete data in the user's documentation. Our General Terms of Use for Downloads are valid (<http://phoenixcontact.com/download>)



PCB terminal block, nominal current: 6 A, pitch: 2.5 mm, number of positions: 4, connection method: Push-in spring connection, mounting: THR soldering, conductor/PCB connection direction: 90 °, color: white

The figure shows a 3-position version

Your advantages

- ✓ White design: Stable color when welding and during use
- ✓ Time saving push-in connection, tools not required
- ✓ Defined contact force ensures that contact remains stable over the long term
- ✓ High current carrying capacity of 6 A in very compact dimensions
- ✓ Designed for integration into the SMT soldering process
- ✓ Vertical connection enables multi-row arrangement on the PCB



Key Commercial Data

Packing unit	1 pc
Minimum order quantity	310 pc
GTIN	
GTIN	4046356760331
Weight per Piece (excluding packing)	2.650 g
Custom tariff number	85369010
Country of origin	India

Technical data

Dimensions

Length [l]	5 mm
Pitch	2.5 mm

PCB terminal block - PTSM 0,5/ 4-2,5-V THR WH R44 - 1814582

Technical data

Dimensions

Dimension a	7.5 mm
Width [w]	10.5 mm
Height	10 mm
Height [h]	12.1 mm
Solder pin [P]	2.1 mm
Pin spacing	2.5 mm
Hole diameter	1.2 mm

General

Range of articles	PTSM 0,5/..-V-THR WH
Insulating material group	I
Rated surge voltage (III/3)	2.5 kV
Rated surge voltage (III/2)	2.5 kV
Rated surge voltage (II/2)	2.5 kV
Rated voltage (III/3)	160 V
Rated voltage (III/2)	160 V
Rated voltage (II/2)	400 V
Connection in acc. with standard	EN-VDE
Nominal current I_N	6 A
Nominal cross section	0.5 mm ²
Maximum load current	6 A
Insulating material	HT PA
Flammability rating according to UL 94	V0
Stripping length	6 mm
Number of positions	4

Connection data

Conductor cross section solid min.	0.14 mm ²
Conductor cross section solid max.	0.5 mm ²
Conductor cross section flexible min.	0.2 mm ²
Conductor cross section flexible max.	0.5 mm ²
Conductor cross section flexible, with ferrule without plastic sleeve min.	0.25 mm ²
Conductor cross section flexible, with ferrule without plastic sleeve max.	0.5 mm ²
Conductor cross section flexible, with ferrule with plastic sleeve min.	0.25 mm ²
Conductor cross section flexible, with ferrule with plastic sleeve max.	0.34 mm ²
Conductor cross section AWG min.	26
Conductor cross section AWG max.	20

Standards and Regulations

PCB terminal block - PTSM 0,5/ 4-2,5-V THR WH R44 - 1814582

Technical data

Standards and Regulations

Connection in acc. with standard	EN-VDE
	UL
Flammability rating according to UL 94	V0

Environmental Product Compliance

China RoHS	Environmentally friendly use period: unlimited = EFUP-e
	No hazardous substances above threshold values

Classifications

eCl@ss

eCl@ss 4.1	27141100
eCl@ss 5.1	27261100
eCl@ss 6.0	27261100
eCl@ss 7.0	27440401
eCl@ss 8.0	27440401
eCl@ss 9.0	27440401

ETIM

ETIM 3.0	EC001121
ETIM 4.0	EC002643
ETIM 5.0	EC002637
ETIM 6.0	EC002643
ETIM 7.0	EC002643

UNSPSC

UNSPSC 6.01	30211801
UNSPSC 7.0901	39121432
UNSPSC 11	39121432
UNSPSC 12.01	39121432
UNSPSC 13.2	39121432

Approvals

Approvals

Approvals


UL Recognized / VDE Zeichengenehmigung / EAC / cULus Recognized


PCB terminal block - PTSM 0,5/ 4-2,5-V THR WH R44 - 1814582

Approvals


Ex Approvals

Approval details

UL Recognized		http://database.ul.com/cgi-bin/XYV/template/LISEXT/1FRAME/index.htm	E118976-20130619
			B
Nominal voltage UN			150 V
Nominal current IN			5 A
mm ² /AWG/kcmil			26-18

VDE Zeichengenehmigung		http://www2.vde.com/de/Institut/Online-Service/VDE-gepruefteProdukte/Seiten/Online-Suche.aspx	40048725
------------------------	--	---	----------

EAC			B.01742
-----	---	--	---------

cULus Recognized		http://database.ul.com/cgi-bin/XYV/template/LISEXT/1FRAME/index.htm	E60425-20030527
			B
Nominal voltage UN			150 V
Nominal current IN			5 A
mm ² /AWG/kcmil			26-20

Accessories

Accessories

Cable end sleeve

PCB terminal block - PTSM 0,5/ 4-2,5-V THR WH R44 - 1814582

Accessories

Ferrule - AI 0,25- 6 BU - 3203040



Ferrule, sleeve length: 6 mm, length: 10.5 mm, color: blue

Ferrule - AI 0,25- 6 YE - 3203024



Ferrule, sleeve length: 6 mm, length: 10.5 mm, color: yellow

Ferrule - AI 0,34- 6 TQ - 3203053



Ferrule, sleeve length: 6 mm, length: 10.5 mm, color: turquoise

Screwdriver tools

Screwdriver - SZS 0,4X2,0 - 1205202



Micro screwdriver, bladed, size: 0.4 x 2.0 x 60 mm, 2-component grip, with non-slip grip and twist cap

Additional products

Sample set - SAMPLE PTSM 0,5/ 4-2,5-V-THR - 1701102



PCB terminal block, nominal current: 6 A, pitch: 2.5 mm, number of positions: 4, connection method: Push-in spring connection, mounting: THR soldering, conductor/PCB connection direction: 90 °, color: black. SAMPLE set with 5 items in belt section. When used as part of soldering process, please use items without SAMPLE marking

PCB terminal block - PTSM 0,5/ 4-2,5-V THR WH R44 - 1814582

Accessories

Phoenix Contact 2019 © - all rights reserved
<http://www.phoenixcontact.com>