

PCB terminal block - PTS 1,5/10-5,0-H - 1792944

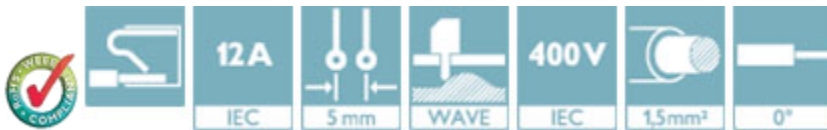
Please be informed that the data shown in this PDF Document is generated from our Online Catalog. Please find the complete data in the user's documentation. Our General Terms of Use for Downloads are valid (<http://phoenixcontact.com/download>)

PCB terminal block, Nominal current: 12 A, Nom. voltage: 400 V, Pitch: 5 mm, Number of positions: 10, Connection method: Push-in spring connection, Mounting: Wave soldering, Conductor/PCB connection direction: 0°, Color: green



Product Features

- Compact design
- Conductor cross section up to 2.5 mm²
- Integrated release button
- Conductor connection with direct plug-in technology
- Test connection



Key Commercial Data

Packing unit	1 pc
Minimum order quantity	100 pc
Weight per Piece (excluding packing)	7.6 g
Custom tariff number	85369010
Country of origin	Germany

Technical data

Dimensions

Length	10.5 mm
Pitch	5.00 mm
Dimension a	45 mm
Width	50 mm
Constructional height	13.6 mm
Height	16.1 mm
Length of the solder pin	2.5 mm

PCB terminal block - PTS 1,5/10-5,0-H - 1792944

Technical data

Dimensions

Pin dimensions	0,83 x 0,5 mm
Hole diameter	1.2 mm

General

Range of articles	PTS 1,5/..-H
Insulating material group	I
Rated surge voltage (III/3)	4 kV
Rated surge voltage (III/2)	4 kV
Rated surge voltage (II/2)	4 kV
Rated voltage (III/3)	250 V
Rated voltage (III/2)	400 V
Rated voltage (II/2)	630 V
Nominal current I_N	12 A
Nominal cross section	1.5 mm ²
Maximum load current	12 A
Insulating material	PA
Solder pin surface	Sn
Flammability rating according to UL 94	V0
Stripping length	8 mm
Number of positions	10

Connection data

Conductor cross section solid min.	0.14 mm ²
Conductor cross section solid max.	2.5 mm ²
Conductor cross section flexible min.	0.14 mm ²
Conductor cross section flexible max.	2.5 mm ²
Conductor cross section flexible, with ferrule without plastic sleeve min.	0.25 mm ²
Conductor cross section flexible, with ferrule without plastic sleeve max.	1.5 mm ²
Conductor cross section flexible, with ferrule with plastic sleeve min.	0.25 mm ²
Conductor cross section flexible, with ferrule with plastic sleeve max.	1.5 mm ²
Conductor cross section AWG min.	26
Conductor cross section AWG max.	14

Standards and Regulations

Connection in acc. with standard	CUL
Flammability rating according to UL 94	V0

PCB terminal block - PTS 1,5/10-5,0-H - 1792944

Classifications

eCl@ss

eCl@ss 4.0	272607xx
eCl@ss 4.1	27141109
eCl@ss 5.0	27141190
eCl@ss 5.1	27141190
eCl@ss 6.0	27261101
eCl@ss 7.0	27440401
eCl@ss 8.0	27440401
eCl@ss 9.0	27440401

ETIM

ETIM 4.0	EC002643
ETIM 5.0	EC002643

UNSPSC

UNSPSC 6.01	30211801
UNSPSC 7.0901	39121432
UNSPSC 11	34131203
UNSPSC 12.01	39121432
UNSPSC 13.2	39121432

Approvals

Approvals

Approvals

UL Recognized / cUL Recognized / VDE Gutachten mit Fertigungsüberwachung / CCA / IECCEB Scheme / EAC / EAC / cULus Recognized


Ex Approvals

Approvals submitted


Approval details

PCB terminal block - PTS 1,5/10-5,0-H - 1792944


Approvals

UL Recognized 

	B	D
mm ² /AWG/kcmil	26-14	26-14
Nominal current I _N	10 A	10 A
Nominal voltage U _N	300 V	300 V

cUL Recognized 


	B	D
mm ² /AWG/kcmil	26-14	26-14
Nominal current I _N	10 A	10 A
Nominal voltage U _N	300 V	300 V

VDE Gutachten mit Fertigungsüberwachung 

mm ² /AWG/kcmil	0.2-2.5
Nominal current I _N	16 A
Nominal voltage U _N	250 V

CCA

mm ² /AWG/kcmil	0.2-2.5
Nominal current I _N	16 A
Nominal voltage U _N	250 V

IECEE CB Scheme 

mm ² /AWG/kcmil	0.2-2.5
Nominal current I _N	16 A
Nominal voltage U _N	250 V

PCB terminal block - PTS 1,5/10-5,0-H - 1792944

Approvals

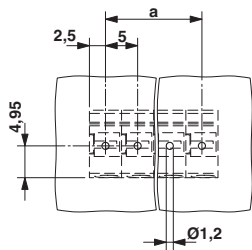
EAC

EAC

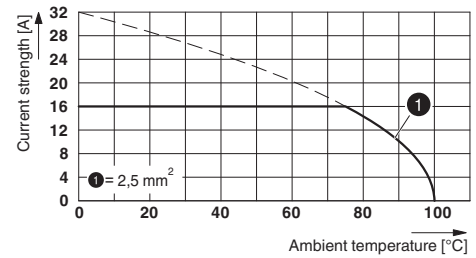
cULus Recognized

Drawings

Drilling diagram



Diagram



Dimensional drawing

