

Printed-circuit board connector - CC 2,5/11-GF-5,08-LR P26THR - 1792711

Please be informed that the data shown in this PDF Document is generated from our Online Catalog. Please find the complete data in the user's documentation. Our General Terms of Use for Downloads are valid (<http://phoenixcontact.com/download>)

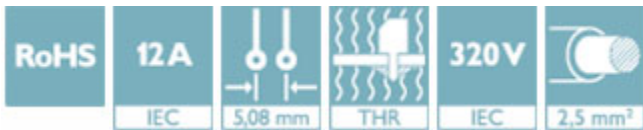
Header, nominal current: 12 A, rated voltage (III/2): 320 V, number of positions: 11, pitch: 5.08 mm, color: black, contact surface: Tin, mounting: THR soldering




The figure shows a 10-position version of the product

Why buy this product

- ✓ Designed for integration into the SMT soldering process
- ✓ Maximum flexibility when it comes to device design – one header for connectors with different connection technologies
- ✓ Screwable flange for superior mechanical stability
- ✓ Automatic locking and intuitive release through Lock and Release operating lever in contrasting color



Key Commercial Data

Packing unit	1 STK
GTIN	 4 046356 615723
GTIN	4046356615723
Weight per Piece (excluding packing)	5.600 g
Custom tariff number	85366930
Country of origin	Germany

Technical data

Dimensions

Length [l]	12 mm
Pitch	5.08 mm
Dimension a	50.8 mm
Width [w]	66.04 mm
Constructional height	8.6 mm

Printed-circuit board connector - CC 2,5/11-GF-5,08-LR P26THR - 1792711

Technical data

Dimensions

Height [h]	11.2 mm
Length of the solder pin	2.6 mm
Pin dimensions	1,0 x 1,0
Hole diameter	1.6 mm

General

Range of articles	CC 2,5/..-GF-LR
Insulating material group	IIIa
Rated surge voltage (III/3)	4 kV
Rated surge voltage (III/2)	4 kV
Rated surge voltage (II/2)	4 kV
Rated voltage (III/3)	250 V
Rated voltage (III/2)	320 V
Rated voltage (II/2)	400 V
Connection in acc. with standard	EN-VDE
Nominal current I _N	12 A
Insulating material	LCP
Flammability rating according to UL 94	V0
Color	black
Number of positions	11

Standards and Regulations

Connection in acc. with standard	EN-VDE
	CUL
Flammability rating according to UL 94	V0

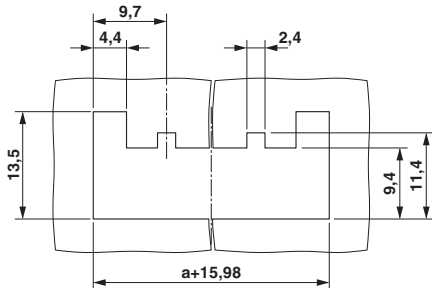
Environmental Product Compliance

China RoHS	Environmentally Friendly Use Period = 50
	For details about hazardous substances go to tab "Downloads", Category "Manufacturer's declaration"

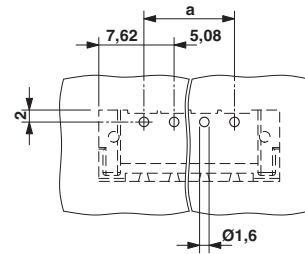
Drawings

Printed-circuit board connector - CC 2,5/11-GF-5,08-LR P26THR - 1792711

Schematic diagram

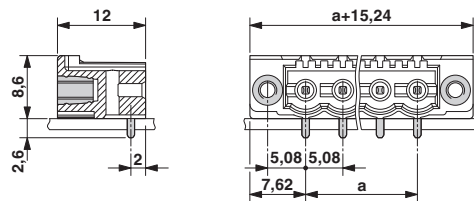


Drilling diagram



Panel cutout

Dimensional drawing



Classifications

eCl@ss

eCl@ss 4.0	272607xx
eCl@ss 4.1	27260701
eCl@ss 5.0	27260701
eCl@ss 5.1	27260701
eCl@ss 6.0	27260704
eCl@ss 7.0	27440402
eCl@ss 8.0	27440402
eCl@ss 9.0	27440402

ETIM

ETIM 4.0	EC002637
ETIM 5.0	EC002637
ETIM 6.0	EC002637

UNSPSC

UNSPSC 6.01	30211810
-------------	----------

Printed-circuit board connector - CC 2,5/11-GF-5,08-LR P26THR - 1792711

Classifications

UNSPSC

UNSPSC 7.0901	39121409
UNSPSC 11	39121409
UNSPSC 12.01	39121409
UNSPSC 13.2	39121409

Approvals


Approvals


Approvals


VDE Gutachten mit Fertigungsüberwachung / IECEE CB Scheme / cULus Recognized / EAC / IECEE CB Scheme


Ex Approvals

Approval details

VDE Gutachten mit Fertigungsüberwachung		http://www.vde.com/en/Institute/OnlineService/VDE-approved-products/Pages/Online-Search.aspx	40041286
Nominal current IN	12 A		
Nominal voltage UN	400 V		


IECEE CB Scheme		http://www.iecee.org/	DE1-55409-B1
-----------------	-------------------------------------------------------------------------------------	-----------------------------------------------------------	--------------

cULus Recognized		http://database.ul.com/cgi-bin/XYV/template/LISEXT/1FRAME/index.htm	E60425-19931011
	B	D	
Nominal current IN	16 A	10 A	
Nominal voltage UN	300 V	300 V	

EAC		B.01742
-----	-------------------------------------------------------------------------------------	---------

Printed-circuit board connector - CC 2,5/11-GF-5,08-LR P26THR - 1792711

Approvals

IECEE CB Scheme		http://www.iecee.org/	DE1-58421-B1B2
Nominal current I _N		12 A	
Nominal voltage U _N		400 V	

Accessories

Accessories

Coding element

Coding star - CR-MSTB - 1734401

Coding section, inserted into the recess in the header or the inverted plug, red insulating material



Coding section - CR-MSTB NAT HT - 1954362

HT coding section, prior to the reflow soldering process it is inserted into the recess on the header, made from high-temperature-resistant beige insulation material

