


## PCB terminal block - FFKDSA1/V-2,54-16 - 1789074

Please be informed that the data shown in this PDF Document is generated from our Online Catalog. Please find the complete data in the user's documentation. Our General Terms of Use for Downloads are valid (<http://phoenixcontact.com/download>)

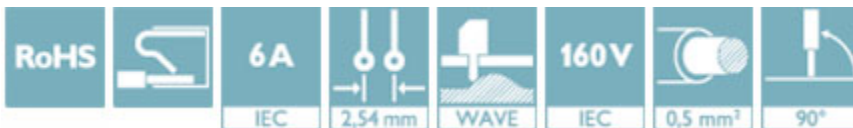


PCB terminal block, nominal current: 6 A, pitch: 2.54 mm, number of positions: 16, connection method: Push-in spring connection, mounting: Wave soldering, conductor/PCB connection direction: 90 °, color: green. The article can be aligned to create different nos. of positions!


The figure shows the 10-position version

### Your advantages

- ✓ Time saving push-in connection, tools not required
- ✓ Defined contact force ensures that contact remains stable over the long term
- ✓ Intuitive use through colour coded actuation lever
- ✓ Operation and conductor connection from one direction enable integration into front of device
- ✓ Two solder pins reduce the mechanical strain on the soldering spots
- ✓ The latching on the side enables various numbers of positions to be combined
- ✓ Vertical connection enables multi-row arrangement on the PCB



### Key Commercial Data

Packing unit	1 pc
Minimum order quantity	10 pc
GTIN	 4 017918 904401
GTIN	4017918904401
Weight per Piece (excluding packing)	8.000 g
Custom tariff number	85369010
Country of origin	Germany

### Technical data

#### Dimensions

Length [ l ]	12.6 mm
--------------	---------

# PCB terminal block - FFKDSA1/V-2,54-16 - 1789074

## Technical data

### Dimensions

Pitch	2.54 mm
Dimension a	38.1 mm
Width [ w ]	43.14 mm
Height	13.6 mm
Height [ h ]	17 mm
Solder pin [P]	3.4 mm
Pin spacing	5.08 mm
Hole diameter	1.1 mm

### General

Range of articles	FFKDS(A) 0,5/...-V
Insulating material group	I
Rated surge voltage (III/3)	2.5 kV
Rated surge voltage (III/2)	2.5 kV
Rated surge voltage (II/2)	2.5 kV
Rated voltage (III/3)	63 V
Rated voltage (III/2)	160 V
Rated voltage (II/2)	320 V
Connection in acc. with standard	EN-VDE
Nominal current I <sub>N</sub>	6 A
Nominal cross section	0.5 mm <sup>2</sup>
Maximum load current	6 A
Insulating material	PA
Flammability rating according to UL 94	V0
Stripping length	11 mm
Number of positions	16

### Connection data

Conductor cross section solid min.	0.14 mm <sup>2</sup>
Conductor cross section solid max.	0.5 mm <sup>2</sup>
Conductor cross section flexible min.	0.14 mm <sup>2</sup>
Conductor cross section flexible max.	0.5 mm <sup>2</sup>
Conductor cross section AWG min.	26
Conductor cross section AWG max.	20

### Standards and Regulations

Connection in acc. with standard	EN-VDE
	CSA
Flammability rating according to UL 94	V0

# PCB terminal block - FFKDSA1/V-2,54-16 - 1789074

## Technical data

### Environmental Product Compliance

China RoHS	Environmentally friendly use period: unlimited = EFUP-e
	No hazardous substances above threshold values

## Classifications

### eCl@ss

eCl@ss 4.1	27141100
eCl@ss 5.1	27261100
eCl@ss 6.0	27261100
eCl@ss 7.0	27440401
eCl@ss 8.0	27440401
eCl@ss 9.0	27440401

### ETIM

ETIM 3.0	EC001121
ETIM 4.0	EC002643
ETIM 5.0	EC002643
ETIM 6.0	EC002643
ETIM 7.0	EC002643

### UNSPSC

UNSPSC 6.01	30211801
UNSPSC 7.0901	39121432
UNSPSC 11	39121432
UNSPSC 12.01	39121432
UNSPSC 13.2	39121432

## Approvals

### Approvals

---

#### Approvals

CSA / EAC / cULus Recognized

---

#### Ex Approvals

---

# PCB terminal block - FFKDSA1/V-2,54-16 - 1789074

## Approvals

### Approval details

CSA		<a href="http://www.csagroup.org/services-industries/product-listing/">http://www.csagroup.org/services-industries/product-listing/</a>	13631
		B	
Nominal voltage UN		150 V	
Nominal current IN		6 A	
mm <sup>2</sup> /AWG/kcmil		20	

EAC			B.01742
-----	--	--	---------

cULus Recognized		<a href="http://database.ul.com/cgi-bin/XYV/template/LISEXT/1FRAME/index.htm">http://database.ul.com/cgi-bin/XYV/template/LISEXT/1FRAME/index.htm</a>	E60425-19870330
		B	
Nominal voltage UN		150 V	
Nominal current IN		6 A	
mm <sup>2</sup> /AWG/kcmil		26-20	

## Accessories

### Accessories

#### Cable end sleeve

Ferrule - AI 0,25-10 YE - 3241128



Ferrule, sleeve length: 10 mm, length: 14.5 mm, color: yellow

#### Labeled terminal marker

## PCB terminal block - FFKDSA1/V-2,54-16 - 1789074

### Accessories

Marker card - SK 2,54/2,8:FORTL.ZAHLEN - 0804853



Marker card, Card, white, labeled, Horizontal: consecutive numbers 1 ... 10, 11 ... 20, etc. up to 91 ... 99, mounting type: adhesive, for terminal block width: 2.54 mm, lettering field size: 2.54 x 2.8 mm

---

### Marker pen

Marker pen - B-STIFT - 1051993



Marker pen, for manual labeling of unprinted Zack strips, smear-proof and waterproof, line thickness 0.5 mm

---

### Terminal marking

Marker strip - SK 2,8 WH:REEL - 0805205



Marker strip, Roll, white, unlabeled, can be labeled with: THERMOMARK ROLL 2.0, THERMOMARK ROLL, THERMOMARK ROLL X1, THERMOMARK ROLLMASTER 300/600, THERMOMARK X1.2, mounting type: adhesive, for terminal block width: 90000 mm, lettering field size: continuous x 2.8 mm

---

Marker card - SK U/2,8 WH:UNBEDRUCKT - 0803883



Marker card, Sheet, white, unlabeled, can be labeled with: PLOTMARK, CMS-P1-PLOTTER, Office printing systems, mounting type: adhesive, for terminal block width: 210 mm, lettering field size: 186 x 2.8 mm