

# Printed-circuit board connector - MC 1,5/ 5-G-3,5 P26 THRR56 - 1788576

Please be informed that the data shown in this PDF Document is generated from our Online Catalog. Please find the complete data in the user's documentation. Our General Terms of Use for Downloads are valid (<http://phoenixcontact.com/download>)

Header, Nominal current: 8 A, Rated voltage (III/2): 160 V, Number of positions: 5, Pitch: 3.5 mm, Color: black, Contact surface: Tin, Mounting: THR soldering



## Why buy this product

- Designed for integration into the SMT soldering process
- Maximum flexibility when it comes to device design – one header for connectors with different connection technologies



## Key Commercial Data

Packing unit	1 STK
Minimum order quantity	470 STK
Weight per Piece (excluding packing)	2.390 g
Custom tariff number	85366990
Country of origin	Germany

## Technical data

### Dimensions

Length	9.2 mm
Pitch	3.50 mm
Dimension a	14 mm
Constructional height	6.9 mm
Length of the solder pin	2.6 mm
Pin dimensions	0,8 x 0,8 mm
Hole diameter	1.4 mm

### General

Range of articles	MC 1,5/...-G-THR
Insulating material group	IIIa

# Printed-circuit board connector - MC 1,5/ 5-G-3,5 P26 THRR56 - 1788576

## Technical data

### General

Rated surge voltage (III/3)	2.5 kV
Rated surge voltage (III/2)	2.5 kV
Rated surge voltage (II/2)	2.5 kV
Rated voltage (III/3)	160 V
Rated voltage (III/2)	160 V
Rated voltage (II/2)	250 V
Connection in acc. with standard	EN-VDE
Nominal current $I_N$	8 A
Maximum load current	8 A
Insulating material	LCP
Flammability rating according to UL 94	V0
Color	black
Number of positions	5

### Standards and Regulations

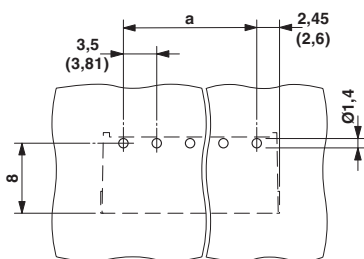
Connection in acc. with standard	EN-VDE
	CUL
Flammability rating according to UL 94	V0

### Environmental Product Compliance

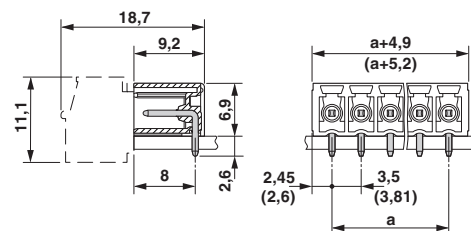
China RoHS	Environmentally friendly use period: unlimited = EFUP-e
	No hazardous substances above threshold values

## Drawings

Drilling diagram



Dimensional drawing



## Approvals

## Approvals

# Printed-circuit board connector - MC 1,5/ 5-G-3,5 P26 THRR56 - 1788576


## Approvals

### Approvals


VDE Gutachten mit Fertigungsüberwachung / cULus Recognized / IECCEB Scheme / EAC

### Ex Approvals

### Approval details

VDE Gutachten mit Fertigungsüberwachung  <a href="http://www.vde.com/en/Institute/OnlineService/VDE-approved-products/Pages/Online-Search.aspx">http://www.vde.com/en/Institute/OnlineService/VDE-approved-products/Pages/Online-Search.aspx</a> 40011723	
Nominal current IN	8 A
Nominal voltage UN	160 V

cULus Recognized <a href="http://database.ul.com/cgi-bin/XYV/template/LISEXT/1FRAME/index.htm">http://database.ul.com/cgi-bin/XYV/template/LISEXT/1FRAME/index.htm</a> E60425-20110128		
	B	D
Nominal current IN	8 A	8 A
Nominal voltage UN	300 V	300 V

IECCEB Scheme  <a href="http://www.iecee.org/">http://www.iecee.org/</a> DE1-56063-B1B2	
Nominal current IN	8 A
Nominal voltage UN	160 V

EAC B.01742
-------------