

## Base strip - IC 2,5/ 6-G-5,08 - 1786446

Please be informed that the data shown in this PDF Document is generated from our Online Catalog. Please find the complete data in the user's documentation. Our General Terms of Use for Downloads are valid (<http://phoenixcontact.com/download>)

Header, Nominal current: 12 A, Rated voltage (III/2): 320 V, Number of positions: 6, Pitch: 5.08 mm, Color: green, Contact surface: Tin, Mounting: Wave soldering



The figure shows a 10-position version of the product

### Product Features

- Combination with MSTB 2,5 headers for primary/secondary/PCB connection
- Pairs of guide rails can be used as a 90° board-to-board connection
- Use in shock-proof applications
- Clear separation of PCB inputs/outputs



### Key Commercial Data

Packing unit	1 pc
GTIN	
Weight per Piece (excluding packing)	6.8 g
Custom tariff number	85366990
Country of origin	Germany

### Technical data

#### Dimensions

Length	19 mm
Pitch	5.08 mm
Dimension a	25.4 mm
Constructional height	11 mm
Length of the solder pin	3.5 mm

## Base strip - IC 2,5/ 6-G-5,08 - 1786446

### Technical data

#### Dimensions

Pin dimensions	1,2 x 0,5
Hole diameter	1.4 mm

#### General

Range of articles	IC 2,5/..-G
Insulating material group	I
Rated surge voltage (III/3)	4 kV
Rated surge voltage (III/2)	4 kV
Rated surge voltage (II/2)	4 kV
Rated voltage (III/3)	320 V
Rated voltage (III/2)	320 V
Rated voltage (II/2)	630 V
Connection in acc. with standard	EN-VDE
Nominal current I <sub>N</sub>	12 A
Maximum load current	12 A
Insulating material	PA
Flammability rating according to UL 94	V0
Color	green
Number of positions	6

#### Standards and Regulations

Connection in acc. with standard	EN-VDE
	CSA
Flammability rating according to UL 94	V0

### Classifications

#### eCl@ss

eCl@ss 4.0	272607xx
eCl@ss 4.1	27260701
eCl@ss 5.0	27260701
eCl@ss 5.1	27260701
eCl@ss 6.0	27260704
eCl@ss 7.0	27440402
eCl@ss 8.0	27440402
eCl@ss 9.0	27440402

# Base strip - IC 2,5/ 6-G-5,08 - 1786446

## Classifications

### ETIM

ETIM 3.0	EC001121
ETIM 4.0	EC002637
ETIM 5.0	EC002637

### UNSPSC

UNSPSC 6.01	30211810
UNSPSC 7.0901	39121409
UNSPSC 11	39121409
UNSPSC 12.01	39121409
UNSPSC 13.2	39121409

## Approvals

### Approvals


#### Approvals


CSA / UL Recognized / VDE Gutachten mit Fertigungsüberwachung / cUL Recognized / IECCE CB Scheme / EAC / EAC / cULus Recognized

#### Ex Approvals

#### Approvals submitted

### Approval details


CSA 		
	B	D
Nominal current I <sub>N</sub>	10 A	10 A
Nominal voltage U <sub>N</sub>	300 V	300 V

UL Recognized 		
	B	D
Nominal current I <sub>N</sub>	12 A	10 A


## Base strip - IC 2,5/ 6-G-5,08 - 1786446

### Approvals


	B	D
Nominal voltage UN	250 V	300 V

VDE Gutachten mit Fertigungsüberwachung 

Nominal current IN	12 A
Nominal voltage UN	250 V

cUL Recognized 


	B	D
Nominal current IN	12 A	10 A
Nominal voltage UN	250 V	300 V

IECEE CB Scheme 

Nominal current IN	12 A
Nominal voltage UN	250 V

EAC

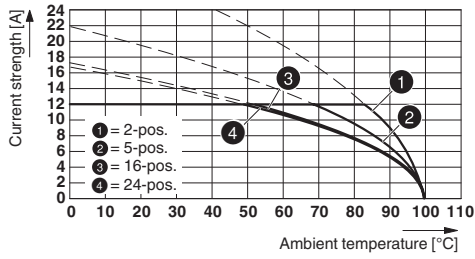
EAC

cULus Recognized 

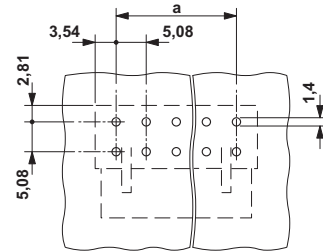
### Drawings

## Base strip - IC 2,5/ 6-G-5,08 - 1786446

Diagram



Drilling diagram



Type: IC 2,5/...-G-5,08 with MSTBA 2,5/...-G-5,08

Dimensional drawing

