

Base strip - ICV 2,5/16-G-5,08 - 1786080

Please be informed that the data shown in this PDF Document is generated from our Online Catalog. Please find the complete data in the user's documentation. Our General Terms of Use for Downloads are valid (<http://phoenixcontact.com/download>)

Header, Nominal current: 12 A, Rated voltage (III/2): 320 V, Number of positions: 16, Pitch: 5.08 mm, Color: green, Contact surface: Tin, Mounting: Wave soldering




The figure shows a 10-position version of the product

Product Features

- Pairs of guide rails can be used as a 90° board-to-board connection
- Combination with MSTB 2,5 headers for primary/secondary/PCB connection
- Use in shock-proof applications
- Clear separation of PCB inputs/outputs



Key Commercial Data

| | |
|--------------------------------------|---|
| Packing unit | 1 pc |
| GTIN |  4 017918 042233 |
| Weight per Piece (excluding packing) | 14.39 g |
| Custom tariff number | 85366990 |
| Country of origin | Germany |

Technical data

Dimensions

| | |
|--------------------------|---------|
| Length | 10.2 mm |
| Pitch | 5.08 mm |
| Dimension a | 76.2 mm |
| Constructional height | 19 mm |
| Length of the solder pin | 3.6 mm |

Base strip - ICV 2,5/16-G-5,08 - 1786080

Technical data

Dimensions

| | |
|----------------|-----------|
| Pin dimensions | 1,2 x 0,5 |
| Hole diameter | 1.4 mm |

General

| | |
|--|--------------|
| Range of articles | ICV 2,5/..-G |
| Insulating material group | I |
| Rated surge voltage (III/3) | 4 kV |
| Rated surge voltage (III/2) | 4 kV |
| Rated surge voltage (II/2) | 4 kV |
| Rated voltage (III/3) | 320 V |
| Rated voltage (III/2) | 320 V |
| Rated voltage (II/2) | 630 V |
| Connection in acc. with standard | EN-VDE |
| Nominal current I _N | 12 A |
| Maximum load current | 12 A |
| Insulating material | PA |
| Flammability rating according to UL 94 | V0 |
| Color | green |
| Number of positions | 16 |

Standards and Regulations

| | |
|--|--------|
| Connection in acc. with standard | EN-VDE |
| | CSA |
| Flammability rating according to UL 94 | V0 |

Classifications

eCl@ss

| | |
|------------|----------|
| eCl@ss 4.0 | 272607xx |
| eCl@ss 4.1 | 27260701 |
| eCl@ss 5.0 | 27260701 |
| eCl@ss 5.1 | 27260701 |
| eCl@ss 6.0 | 27260704 |
| eCl@ss 7.0 | 27440402 |
| eCl@ss 8.0 | 27440402 |
| eCl@ss 9.0 | 27440402 |

Base strip - ICV 2,5/16-G-5,08 - 1786080

Classifications

ETIM

| | |
|----------|----------|
| ETIM 3.0 | EC001121 |
| ETIM 4.0 | EC002637 |
| ETIM 5.0 | EC002637 |

UNSPSC

| | |
|---------------|----------|
| UNSPSC 6.01 | 30211810 |
| UNSPSC 7.0901 | 39121409 |
| UNSPSC 11 | 39121409 |
| UNSPSC 12.01 | 39121409 |
| UNSPSC 13.2 | 39121409 |

Approvals

Approvals

Approvals

CSA / UL Recognized / VDE Gutachten mit Fertigungsüberwachung / cUL Recognized / IECCE CB Scheme / EAC / EAC / cULus Recognized

Ex Approvals

Approvals submitted

Approval details

| | | |
|--------------------------------|-------|-------|
| CSA | | |
| | B | D |
| Nominal current I _N | 10 A | 10 A |
| Nominal voltage U _N | 300 V | 300 V |

| | | |
|--------------------------------|------|------|
| UL Recognized | | |
| | B | D |
| Nominal current I _N | 12 A | 10 A |

Base strip - ICV 2,5/16-G-5,08 - 1786080

Approvals

| | B | D |
|--------------------|-------|-------|
| Nominal voltage UN | 250 V | 300 V |

VDE Gutachten mit Fertigungsüberwachung

| | |
|--------------------|-------|
| Nominal current IN | 12 A |
| Nominal voltage UN | 250 V |

cUL Recognized

| | B | D |
|--------------------|-------|-------|
| Nominal current IN | 12 A | 10 A |
| Nominal voltage UN | 250 V | 300 V |

IECEE CB Scheme

| | |
|--------------------|-------|
| Nominal current IN | 12 A |
| Nominal voltage UN | 250 V |

EAC

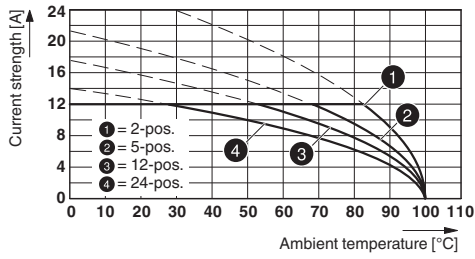
EAC

cULus Recognized

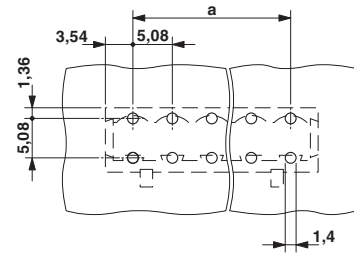
Drawings

Base strip - ICV 2,5/16-G-5,08 - 1786080

Diagram



Drilling diagram



Type: ICV 2,5/..-G-5,08 with MSTBA 2,5/..-G-5,08

Dimensional drawing

