

Printed-circuit board connector - IPC 35 HC/ 3-STGF-15,00 - 1784868

Please be informed that the data shown in this PDF Document is generated from our Online Catalog. Please find the complete data in the user's documentation. Our General Terms of Use for Downloads are valid (<http://phoenixcontact.com/download>)

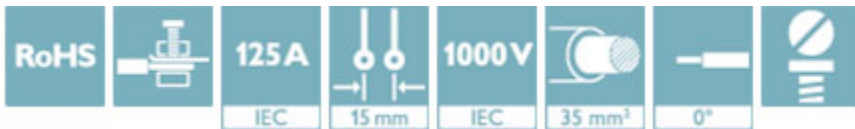


PCB connector, nominal current: 125 A, number of positions: 3, pitch: 15 mm, connection method: Screw connection with tension sleeve, color: green, contact surface: Silver

The figure shows a 4-pos. version of the product

Your advantages

- Well-known connection principle allows worldwide use
- Low temperature rise, thanks to maximum contact force
- Allows connection of two conductors
- Inverted connector with pin contacts for touch-proof device outputs or free-hanging cable/cable connections
- Screwable flange for superior mechanical stability



Key Commercial Data

Packing unit	1 pc
Minimum order quantity	25 pc
GTIN	 4 046356 561174
GTIN	4046356561174
Weight per Piece (excluding packing)	100.800 g
Custom tariff number	85366990
Country of origin	Poland

Technical data

Dimensions

Length [l]	58 mm
Width [w]	46.3 mm
Height [h]	40 mm

Printed-circuit board connector - IPC 35 HC/ 3-STGF-15,00 - 1784868

Technical data

Dimensions

Pitch	15 mm
Dimension a	30 mm

General

Range of articles	IPC 35 HC/...STGF
Number of positions	3
Connection method	Screw connection with tension sleeve
Insulating material group	I
Rated surge voltage (III/3)	8 kV
Rated surge voltage (III/2)	8 kV
Rated surge voltage (II/2)	8 kV
Rated voltage (III/3)	1000 V
Rated voltage (III/2)	1000 V
Rated voltage (II/2)	1000 V
Connection in acc. with standard	EN-VDE
Nominal current I_N	125 A
Nominal cross section	35 mm ²
Maximum load current	125 A
Insulating material	PA
Flammability rating according to UL 94	V0
Stripping length	20 mm
Screw thread	M5
Tightening torque, min	2.5 Nm
Tightening torque max	4.5 Nm

Connection data

Conductor cross section solid min.	0.5 mm ²
Conductor cross section solid max.	35 mm ²
Conductor cross section flexible min.	0.5 mm ²
Conductor cross section flexible max.	35 mm ²
Conductor cross section flexible, with ferrule without plastic sleeve min.	1 mm ²
Conductor cross section flexible, with ferrule without plastic sleeve max.	35 mm ²
Conductor cross section flexible, with ferrule with plastic sleeve min.	1.5 mm ²
Conductor cross section flexible, with ferrule with plastic sleeve max.	35 mm ²
Conductor cross section AWG min.	20
Conductor cross section AWG max.	2
2 conductors with same cross section, solid min.	0.5 mm ²
2 conductors with same cross section, solid max.	6 mm ²

Printed-circuit board connector - IPC 35 HC/ 3-STGF-15,00 - 1784868

Technical data

Connection data

2 conductors with same cross section, stranded min.	0.5 mm ²
2 conductors with same cross section, stranded max.	6 mm ²
2 conductors with same cross section, stranded, ferrules without plastic sleeve, min.	0.5 mm ²
2 conductors with same cross section, stranded, ferrules without plastic sleeve, max.	4 mm ²
2 conductors with same cross section, stranded, TWIN ferrules with plastic sleeve, min.	0.5 mm ²
2 conductors with same cross section, stranded, TWIN ferrules with plastic sleeve, max.	6 mm ²
Minimum AWG according to UL/CUL	16
Maximum AWG according to UL/CUL	2

Standards and Regulations

Connection in acc. with standard	EN-VDE
	UL
Flammability rating according to UL 94	V0

Environmental Product Compliance

China RoHS	Environmentally friendly use period: unlimited = EFUP-e
	No hazardous substances above threshold values

Classifications

eCl@ss

eCl@ss 4.0	27260700
eCl@ss 4.1	27260700
eCl@ss 5.0	27260700
eCl@ss 5.1	27260700
eCl@ss 6.0	27260700
eCl@ss 7.0	27440309
eCl@ss 8.0	27440309
eCl@ss 9.0	27440309

ETIM

ETIM 4.0	EC002638
ETIM 5.0	EC002638
ETIM 6.0	EC002638
ETIM 7.0	EC002638

Printed-circuit board connector - IPC 35 HC/ 3-STGF-15,00 - 1784868

Classifications

UNSPSC

UNSPSC 6.01	30211810
UNSPSC 7.0901	39121409
UNSPSC 11	39121409
UNSPSC 12.01	39121409
UNSPSC 13.2	39121409

Approvals

Approvals


Approvals


CCA / UL Recognized / IECEE CB Scheme / VDE Gutachten mit Fertigungsüberwachung / EAC

Ex Approvals

Approval details

CCA	CCA/ DE1 34354
-----	----------------

UL Recognized		http://database.ul.com/cgi-bin/XYV/template/LISEXT/1FRAME/index.htm	E60425-20101007
	B	C	
Nominal voltage UN	600 V	600 V	
Nominal current IN	115 A	115 A	
mm ² /AWG/kcmil	16-2	16-2	

IECEE CB Scheme		http://www.iecee.org/	CB DE1-60040
Nominal voltage UN	1000 V		
Nominal current IN	125 A		

Printed-circuit board connector - IPC 35 HC/ 3-STGF-15,00 - 1784868

Approvals

VDE Gutachten mit Fertigungsüberwachung		http://www2.vde.com/de/Institut/Online-Service/VDE-gepruefteProdukte/Seiten/Online-Suche.aspx	40039053
Nominal voltage UN		1000 V	
Nominal current IN		125 A	
mm ² /AWG/kcmil		0.5-35	

EAC		B.01742
-----	--	---------

Accessories

Accessories

Coding element

Coding profile - CP-HC - 1686478



Coding profile, 4 coding profiles per strip, for insertion in coding keyways

Screwdriver tools

Screwdriver - SF-TX 20X80 VDE - 1200158



Screwdriver, Torx[®], VDE-insulated, TX 20 x 80, two-component handle

Screw insert - SF-BIT-TX 20-50 - 1212578



Screw bit, Torx[®], E6.3-1/4" drive, size: TX 20 x 50 mm, hardened, suitable for holder according to DIN 3126-F6.3/ISO 1173

Printed-circuit board connector - IPC 35 HC/ 3-STGF-15,00 - 1784868

Accessories

Terminal marking

Marker strip - SK 10,0 WH:REEL - 0812188



Marker strip, Roll, white, unlabeled, can be labeled with: THERMOMARK ROLL 2.0, THERMOMARK ROLL, THERMOMARK ROLL X1, THERMOMARK ROLLMASTER 300/600, THERMOMARK X1.2, mounting type: adhesive, for terminal block width: 90000 mm, lettering field size: continuous x 10 mm

Tool set

Tool set - SF-M SET - 1212543



Bit screwdriver set with quick-action chuck, 89 mm long slotted/crosshead (PZ and PH)/hex/Torx® bits, 17-part, in folding belt pouch, contents: PH 1,2,3 x 89; PZ 1,2,3 x 89; SL 1.5 x 5.5 x 89; TX 10-30 x 89; SW 3,4,5,6 x 89

Tool set - SF-LTX SET - 1200162



Offset screwdriver set, Torx, metric, TX 8, 9, 10, 15, 20, 25; 27, 30, 40 mm, 9-piece, BlackLaser surface, in practical holder

Additional products

Printed-circuit board connector - PC 35 HC/ 3-STF-15,00 - 1762602



PCB connector, nominal current: 125 A, number of positions: 3, pitch: 15 mm, connection method: Screw connection with tension sleeve, color: green, contact surface: Silver

Printed-circuit board connector - IPC 35 HC/ 3-STGF-15,00 - 1784868

Accessories

DIN rail adapter - DR 35-PC 35 - 1708409



DIN rail adapter, for snapping the PC 35/IPC 35 connector onto a DIN rail, color: green, mounting type: NS 35/7,5, NS 35/15