

Printed-circuit board connector - IPC 35 HC/ 3-STF-15,00 - 1784800

Please be informed that the data shown in this PDF Document is generated from our Online Catalog. Please find the complete data in the user's documentation. Our General Terms of Use for Downloads are valid (<http://phoenixcontact.com/download>)

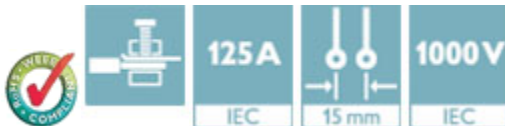
Plug component, Nominal current: 125 A, Rated voltage (III/2): 1000 V, Number of positions: 3, Pitch: 15 mm, Connection method: Screw connection with tension sleeve, Color: green, Contact surface: Silver



The figure shows a 5-pos. version of the product

Product Features

- Low insertion and withdrawal forces for user-friendly device connection
- Connection capacity of up to 35 mm²
- Current carrying capacity of up to 125 A
- Unlimited 600 V UL approval
- Standard with screw flange for reliable connection even in applications subject to vibration
- Maximum contact reliability due to integrated double steel spring
- Inverted high-capacity plugs with pin contact for touch-proof device outputs or free-hanging cable/cable connections



Key Commercial Data

Packing unit	1 pc
Minimum order quantity	25 pc
Weight per Piece (excluding packing)	105.6 g
Custom tariff number	85366990
Country of origin	Poland

Technical data

Dimensions

Length	58 mm
Height	40 mm
Pitch	15.00 mm
Dimension a	30 mm

Printed-circuit board connector - IPC 35 HC/ 3-STF-15,00 - 1784800

Technical data

General

Range of articles	IPC 35 HC/...STF
Type of contact	Male connector
Number of positions	3
Connection method	Screw connection with tension sleeve
Insulating material group	I
Rated surge voltage (III/3)	8 kV
Rated surge voltage (III/2)	8 kV
Rated surge voltage (II/2)	8 kV
Rated voltage (III/3)	1000 V
Rated voltage (III/2)	1000 V
Rated voltage (II/2)	1000 V
Connection in acc. with standard	EN-VDE
Nominal current I_N	125 A
Nominal cross section	35 mm ²
Maximum load current	125 A
Insulating material	PA
Flammability rating according to UL 94	V0
Stripping length	20 mm
Screw thread	M5
Tightening torque, min	2.5 Nm
Tightening torque max	4.5 Nm
Note	Tightening torque $\leq 25 \text{ mm}^2$ is 2.5 Nm, $> 25 \text{ mm}^2$ is 4.5 Nm

Connection data

Conductor cross section solid min.	0.5 mm ²
Conductor cross section solid max.	35 mm ²
Conductor cross section flexible min.	0.5 mm ²
Conductor cross section flexible max.	35 mm ²
Conductor cross section flexible, with ferrule without plastic sleeve min.	1 mm ²
Conductor cross section flexible, with ferrule without plastic sleeve max.	35 mm ²
Conductor cross section flexible, with ferrule with plastic sleeve min.	1.5 mm ²
Conductor cross section flexible, with ferrule with plastic sleeve max.	35 mm ²
Conductor cross section AWG min.	20
Conductor cross section AWG max.	2
2 conductors with same cross section, solid min.	0.5 mm ²
2 conductors with same cross section, solid max.	6 mm ²
2 conductors with same cross section, stranded min.	0.5 mm ²
2 conductors with same cross section, stranded max.	6 mm ²

Printed-circuit board connector - IPC 35 HC/ 3-STF-15,00 - 1784800

Technical data

Connection data

2 conductors with same cross section, stranded, ferrules without plastic sleeve, min.	0.5 mm ²
2 conductors with same cross section, stranded, ferrules without plastic sleeve, max.	4 mm ²
2 conductors with same cross section, stranded, TWIN ferrules with plastic sleeve, min.	0.5 mm ²
2 conductors with same cross section, stranded, TWIN ferrules with plastic sleeve, max.	6 mm ²
Minimum AWG according to UL/CUL	16
Maximum AWG according to UL/CUL	2

Standards and Regulations

Connection in acc. with standard	EN-VDE
	UL
Flammability rating according to UL 94	V0

Classifications

eCl@ss

eCl@ss 4.0	272607xx
eCl@ss 4.1	27260701
eCl@ss 5.0	27260701
eCl@ss 5.1	27141190
eCl@ss 6.0	27260704
eCl@ss 7.0	27440402
eCl@ss 8.0	27440309
eCl@ss 9.0	27440309

ETIM

ETIM 4.0	EC002638
ETIM 5.0	EC002638

UNSPSC

UNSPSC 6.01	30211810
UNSPSC 7.0901	39121409
UNSPSC 11	39121409
UNSPSC 12.01	39121409
UNSPSC 13.2	39121409

Printed-circuit board connector - IPC 35 HC/ 3-STF-15,00 - 1784800

Approvals

Approvals

Approvals

UL Recognized / VDE Gutachten mit Fertigungsüberwachung / CCA / IEC60384-14 / EAC / EAC

Ex Approvals

Approvals submitted

Approval details

UL Recognized		
	B	C
mm ² /AWG/kcmil	16-2	16-2
Nominal current I _N	115 A	115 A
Nominal voltage U _N	600 V	600 V

VDE Gutachten mit Fertigungsüberwachung	
mm ² /AWG/kcmil	0.5-35
Nominal current I _N	125 A
Nominal voltage U _N	1000 V

CCA

IECEE CB Scheme	
Nominal current I _N	125 A
Nominal voltage U _N	1000 V

Printed-circuit board connector - IPC 35 HC/ 3-STF-15,00 - 1784800

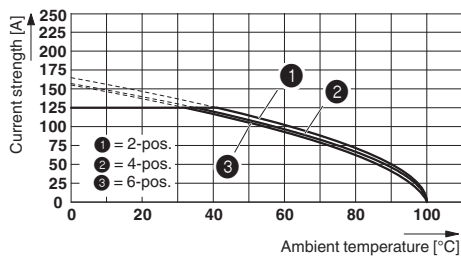
Approvals

EAC

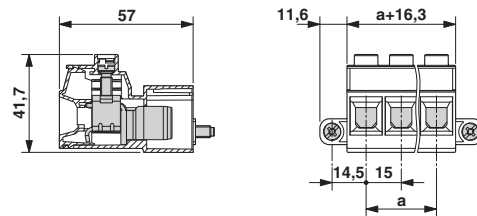
EAC

Drawings

Diagram



Dimensional drawing



Derating curve for: IPC 35 HC/...-STF-15,0 with IPC 35 HC/...-GF-15,0