

Printed-circuit board connector - FRONT-MSTB 2,5/ 5-ST - 1779440

Please be informed that the data shown in this PDF Document is generated from our Online Catalog. Please find the complete data in the user's documentation. Our General Terms of Use for Downloads are valid (<http://phoenixcontact.com/download>)

Plug component, nominal current: 12 A, rated voltage (III/2): 320 V, number of positions: 5, pitch: 5 mm, connection method: Front screw connection, color: green, contact surface: Tin




The figure shows a 10-position version of the product

Why buy this product

- ✓ Well-known connection principle allows worldwide use
- ✓ Optimized for tight installation situations: operation and conductor connection from one direction
- ✓ Low temperature rise, thanks to maximum contact force
- ✓ Allows connection of two conductors



Key Commercial Data

Packing unit	1 STK
GTIN	 4 017918 040130
GTIN	4017918040130
Weight per Piece (excluding packing)	15.070 g
Custom tariff number	85366990
Country of origin	Germany

Technical data

Dimensions

Length [l]	27.2 mm
Width [w]	25 mm
Height [h]	15 mm
Pitch	5 mm
Dimension a	20 mm

Printed-circuit board connector - FRONT-MSTB 2,5/ 5-ST - 1779440

Technical data

General

Range of articles	FRONT-MSTB 2,5/..-ST
Type of contact	Female connector
Number of positions	5
Connection method	Front screw connection
Insulating material group	I
Rated surge voltage (III/3)	4 kV
Rated surge voltage (III/2)	4 kV
Rated surge voltage (II/2)	4 kV
Rated voltage (III/3)	250 V
Rated voltage (III/2)	320 V
Rated voltage (II/2)	630 V
Connection in acc. with standard	EN-VDE
Nominal current I_N	12 A
Nominal cross section	2.5 mm ²
Maximum load current	12 A
Insulating material	PA
Flammability rating according to UL 94	V0
Internal cylindrical gage	A3
Stripping length	10 mm
Screw thread	M2,5
Tightening torque, min	0.5 Nm
Tightening torque max	0.6 Nm

Connection data

Conductor cross section solid min.	0.34 mm ²
Conductor cross section solid max.	2.5 mm ²
Conductor cross section flexible min.	0.2 mm ²
Conductor cross section flexible max.	2.5 mm ²
Conductor cross section flexible, with ferrule without plastic sleeve min.	0.25 mm ²
Conductor cross section flexible, with ferrule without plastic sleeve max.	2.5 mm ²
Conductor cross section flexible, with ferrule with plastic sleeve min.	0.25 mm ²
Conductor cross section flexible, with ferrule with plastic sleeve max.	2.5 mm ²
Conductor cross section AWG min.	24
Conductor cross section AWG max.	12
2 conductors with same cross section, solid min.	0.2 mm ²
2 conductors with same cross section, solid max.	1.5 mm ²
2 conductors with same cross section, stranded min.	0.2 mm ²
2 conductors with same cross section, stranded max.	1.5 mm ²

Printed-circuit board connector - FRONT-MSTB 2,5/ 5-ST - 1779440

Technical data

Connection data

2 conductors with same cross section, stranded, ferrules without plastic sleeve, min.	0.25 mm ²
2 conductors with same cross section, stranded, ferrules without plastic sleeve, max.	1 mm ²
2 conductors with same cross section, stranded, TWIN ferrules with plastic sleeve, min.	0.5 mm ²
2 conductors with same cross section, stranded, TWIN ferrules with plastic sleeve, max.	1 mm ²
Minimum AWG according to UL/CUL	30
Maximum AWG according to UL/CUL	12

Standards and Regulations

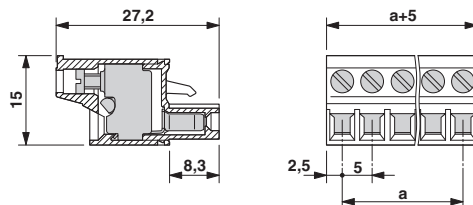
Connection in acc. with standard	EN-VDE
	CSA
Flammability rating according to UL 94	V0

Environmental Product Compliance

China RoHS	Environmentally friendly use period: unlimited = EFUP-e
	No hazardous substances above threshold values

Drawings

Dimensional drawing



Classifications

eCl@ss

eCl@ss 4.0	272607xx
eCl@ss 4.1	27260701
eCl@ss 5.0	27260701
eCl@ss 5.1	27260701
eCl@ss 6.0	27260704
eCl@ss 7.0	27440402

Printed-circuit board connector - FRONT-MSTB 2,5/ 5-ST - 1779440

Classifications

eCl@ss

eCl@ss 8.0	27440309
eCl@ss 9.0	27440309

ETIM

ETIM 3.0	EC001121
ETIM 4.0	EC002638
ETIM 5.0	EC002638
ETIM 6.0	EC002638

UNSPSC

UNSPSC 6.01	30211810
UNSPSC 7.0901	39121409
UNSPSC 11	39121409
UNSPSC 12.01	39121409
UNSPSC 13.2	39121409

Approvals


Approvals

Approvals

CSA / VDE Gutachten mit Fertigungsüberwachung / IECCE CB Scheme / cULus Recognized / EAC


Ex Approvals


Approval details


CSA		http://www.csagroup.org/services-industries/product-listing/	13631
	B	D	
mm ² /AWG/kcmil	22-12	22-12	
Nominal current I _N	15 A	10 A	
Nominal voltage U _N	300 V	300 V	


Printed-circuit board connector - FRONT-MSTB 2,5/ 5-ST - 1779440

Approvals

VDE Gutachten mit Fertigungsüberwachung		http://www.vde.com/en/Institute/OnlineService/VDE-approved-products/Pages/Online-Search.aspx	40004701
mm ² /AWG/kcmil	0.34-2.5		
Nominal current I _N	12 A		
Nominal voltage U _N	250 V		

IECEE CB Scheme		http://www.iecee.org/	DE1-58978-B1B2
mm ² /AWG/kcmil	0.34-2.5		
Nominal current I _N	12 A		
Nominal voltage U _N	250 V		

cULus Recognized		http://database.ul.com/cgi-bin/XYV/template/LISEXT/1FRAME/index.htm	E60425-19931011
	B	D	
mm ² /AWG/kcmil	30-12	30-12	
Nominal current I _N	15 A	10 A	
Nominal voltage U _N	300 V	300 V	

EAC		B.01742
-----	---	---------

Accessories

Accessories

Coding element

Coding profile - CP-MSTB - 1734634

Coding profile, is inserted into the slot on the plug or inverted header, red insulating material



Printed-circuit board connector - FRONT-MSTB 2,5/ 5-ST - 1779440

Accessories

Insertion bridge

Insertion bridge - EBL 2- 5 - 2303145

Insertion bridge, pitch: 5 mm, number of positions: 2, color: gray



Insertion bridge - EBL 3- 5 - 2303158

Insertion bridge, pitch: 5 mm, number of positions: 3, color: gray



Insertion bridge - EBL 5- 5 - 2303174

Insertion bridge, number of positions: 5, color: gray



Insertion bridge - EBL 4- 5 - 2303161

Insertion bridge, number of positions: 4, color: gray



Labeled terminal marker

Printed-circuit board connector - FRONT-MSTB 2,5/ 5-ST - 1779440

Accessories

Marker card - SK 5/3,8:FORTL.ZAHLEN - 0804183



Marker card, Card, white, labeled, Horizontal: Consecutive numbers 1 - 10, 11 - 20, etc. up to 91 - (99)100, mounting type: adhesive, for terminal block width: 5 mm, lettering field size: 5 x 3.8 mm

Marker pen

Marker pen - B-STIFT - 1051993



Marker pen, for manual labeling of unprinted Zack strips, smear-proof and waterproof, line thickness 0.5 mm

Screwdriver tools

Screwdriver - SZS 0,6X3,5 - 1205053



Actuation tool, for ST terminal blocks, insulated, also suitable for use as a bladed screwdriver, size: 0.6 x 3.5 x 100 mm, 2-component grip, with non-slip grip

Terminal marking

Marker card - SK 5/3,8:UNBEDRUCKT - 0805409



Marker card, Card, white, unlabeled, can be labeled with: Marker pen, mounting type: adhesive, for terminal block width: 5 mm, lettering field size: 5 x 3.8 mm

Printed-circuit board connector - FRONT-MSTB 2,5/ 5-ST - 1779440

Accessories

Accessories - FRONT-MSTB-EW - 1763058



Removal aid, for FRONT-MSTB, facilitates extraction of several plugs mounted behind each other

Additional products

Base strip - MSTBW 2,5/ 5-G - 1736085



Header, nominal current: 12 A, rated voltage (III/2): 320 V, number of positions: 5, pitch: 5 mm, color: green, contact surface: Tin, mounting: Wave soldering

Base strip - MSTBV 2,5/ 5-G - 1753495



Header, nominal current: 12 A, rated voltage (III/2): 320 V, number of positions: 5, pitch: 5 mm, color: green, contact surface: Tin, mounting: Wave soldering

Base strip - MSTB 2,5/ 5-G - 1754494



Header, nominal current: 12 A, rated voltage (III/2): 320 V, number of positions: 5, pitch: 5 mm, color: green, contact surface: Tin, mounting: Wave soldering

Printed-circuit board connector - MSTBVA 2,5/ 5-G - 1755545



Header, nominal current: 12 A, rated voltage (III/2): 320 V, number of positions: 5, pitch: 5 mm, color: green, contact surface: Tin, mounting: Wave soldering

Printed-circuit board connector - FRONT-MSTB 2,5/ 5-ST - 1779440

Accessories

Printed-circuit board connector - MSTBA 2,5/ 5-G - 1757501

Header, nominal current: 12 A, rated voltage (III/2): 320 V, number of positions: 5, pitch: 5 mm, color: green, contact surface: Tin, mounting: Wave soldering



Base strip - MSTB 2,5/ 5-G-LA - 1768215

Header, nominal current: 12 A, rated voltage (III/2): 320 V, number of positions: 5, pitch: 5 mm, color: green, contact surface: Tin, mounting: Wave soldering



Printed-circuit board connector - SMSTB 2,5/ 5-G - 1769269

Header, nominal current: 12 A, rated voltage (III/2): 320 V, number of positions: 5, pitch: 5 mm, color: green, contact surface: Tin, mounting: Wave soldering



Base strip - SMSTBA 2,5/ 5-G - 1769832

Header, nominal current: 12 A, rated voltage (III/2): 320 V, number of positions: 5, pitch: 5 mm, color: green, contact surface: Tin, mounting: Wave soldering



Base strip - MSTBA 2,5/ 5-G-LA - 1770517

Header, nominal current: 12 A, rated voltage (III/2): 320 V, number of positions: 5, pitch: 5 mm, color: green, contact surface: Tin, mounting: Wave soldering



Printed-circuit board connector - FRONT-MSTB 2,5/ 5-ST - 1779440

Accessories

Base strip - MDSTB 2,5/ 5-G - 1837133



Header, nominal current: 10 A, rated voltage (III/2): 320 V, number of positions: 5, pitch: 5 mm, color: green, contact surface: Tin, mounting: Wave soldering, Can be aligned! Mounting flange: Order No. 1736771, 1736768. In combination with MVSTB or FKCV plug components, both an MVSTBW (or FKCVW) and an MVSTBR plug (or FKCVR) must be used. Combination with TMSTBP plug components is not possible!

Base strip - MDSTBVA 2,5/ 5-G - 1845811



Header, nominal current: 10 A, rated voltage (III/2): 320 V, number of positions: 5, pitch: 5 mm, color: green, contact surface: Tin, mounting: Wave soldering, The article can be aligned to create different nos. of positions! In combination with MVSTB or FKCV plug components, both an MVSTBW (or FKCVW) and an MVSTBR plug (or FKCVR) must be used. Combination with TMSTBP plug components is not possible!

Base strip - MDSTBV 2,5/ 5-G - 1845963



Header, nominal current: 10 A, rated voltage (III/2): 320 V, number of positions: 5, pitch: 5 mm, color: green, contact surface: Tin, mounting: Wave soldering, Can be aligned! Mounting flange: Order No. 1836477, 1836480. In combination with MVSTB or FKCV plug components, both an MVSTBW (or FKCVW) and an MVSTBR plug (or FKCVR) must be used. Combination with TMSTBP plug components is not possible!

Base strip - MDSTBA 2,5/ 5-G - 1846548



Header, nominal current: 10 A, rated voltage (III/2): 320 V, number of positions: 5, pitch: 5 mm, color: green, contact surface: Tin, mounting: Wave soldering, The article can be aligned to create different nos. of positions! In combination with MVSTB or FKCV plug components, both an MVSTBW (or FKCVW) and an MVSTBR plug (or FKCVR) must be used. Combination with TMSTBP plug components is not possible!

Base strip - MDSTBW 2,5/ 5-G - 1846849



Header, nominal current: 10 A, rated voltage (III/2): 320 V, number of positions: 5, pitch: 5 mm, color: green, contact surface: Tin, mounting: Wave soldering, The article can be aligned to create different nos. of positions! In combination with MVSTB or FKCV plug components, both an MVSTBW (or FKCVW) and an MVSTBR plug (or FKCVR) must be used. Combination with TMSTBP plug components is not possible!

Printed-circuit board connector - FRONT-MSTB 2,5/ 5-ST - 1779440

Accessories

Base strip - EMSTBA 2,5/ 5-G - 1899870

Header, nominal current: 12 A, rated voltage (III/2): 320 V, number of positions: 5, pitch: 5 mm, color: green, contact surface: Tin, mounting: Press-in technology



Base strip - EMSTBVA 2,5/ 5-G - 1914881

Header, nominal current: 12 A, rated voltage (III/2): 320 V, number of positions: 5, pitch: 5 mm, color: green, contact surface: Tin, mounting: Press-in technology

