

## PCB terminal block - PTSM 0,5/ 8-2,5-V THR R44 - 1771017

Please be informed that the data shown in this PDF Document is generated from our Online Catalog. Please find the complete data in the user's documentation. Our General Terms of Use for Downloads are valid (<http://phoenixcontact.com/download>)



PCB terminal block, Nominal current: 6 A, Nom. voltage: 160 V, Pitch: 2.5 mm, Number of positions: 8, Connection method: Push-in spring connection, Mounting: THR soldering, Conductor/PCB connection direction: 90 °, Color: black

The illustration shows a 3-position version

### Product Features

- ✓ Compact low-profile THR PCB terminal block with 2.5 mm pitch
- ✓ High current carrying capacity for high power transmission
- ✓ Supplied in tape-on-reel packing according to IEC 60286-3 for automated mounting
- ✓ Specifically designed for use in reflow/soldering processes
- ✓ Double solder pins for stable hold on the PCB



### Key Commercial Data

Packing unit	1 pc
Minimum order quantity	310 pc
Weight per Piece (excluding packing)	3.48 g
Custom tariff number	85369010
Country of origin	India

### Technical data

#### Dimensions

Length	5 mm
Pitch	2.50 mm
Dimension a	17.5 mm
Length of the solder pin	2.1 mm
Pin dimensions	0,3 X 0,8 mm
Pin spacing	2.5 mm
Hole diameter	1.2 mm

# PCB terminal block - PTSM 0,5/ 8-2,5-V THR R44 - 1771017

## Technical data

### General

Range of articles	PTSM 0,5/..-V-THR
Insulating material group	IIIa
Rated surge voltage (III/3)	2.5 kV
Rated surge voltage (III/2)	2.5 kV
Rated surge voltage (II/2)	2.5 kV
Rated voltage (III/3)	63 V
Rated voltage (III/2)	160 V
Rated voltage (II/2)	200 V
Connection in acc. with standard	EN-VDE
Nominal current I <sub>N</sub>	6 A
Nominal cross section	0.5 mm <sup>2</sup>
Maximum load current	6 A
Insulating material	LCP
Solder pin surface	Sn
Flammability rating according to UL 94	V0
Stripping length	6 mm
Number of positions	8

### Connection data

Conductor cross section solid min.	0.14 mm <sup>2</sup>
Conductor cross section solid max.	0.5 mm <sup>2</sup>
Conductor cross section flexible min.	0.2 mm <sup>2</sup>
Conductor cross section flexible max.	0.5 mm <sup>2</sup>
Conductor cross section flexible, with ferrule without plastic sleeve min.	0.25 mm <sup>2</sup>
Conductor cross section flexible, with ferrule without plastic sleeve max.	0.5 mm <sup>2</sup>
Conductor cross section AWG min.	24
Conductor cross section AWG max.	20

### Standards and Regulations

Connection in acc. with standard	EN-VDE
	UL
Flammability rating according to UL 94	V0

### Classifications

#### eCl@ss

eCl@ss 4.0	27141109
eCl@ss 4.1	27141109

# PCB terminal block - PTSM 0,5/ 8-2,5-V THR R44 - 1771017

## Classifications

### eCl@ss

eCl@ss 5.0	27141190
eCl@ss 5.1	27141190
eCl@ss 6.0	27261101
eCl@ss 7.0	27440401
eCl@ss 8.0	27440401
eCl@ss 9.0	27440401

### ETIM

ETIM 3.0	EC001121
ETIM 4.0	EC002643
ETIM 5.0	EC002637

### UNSPSC

UNSPSC 6.01	30211801
UNSPSC 7.0901	39121432
UNSPSC 11	39121432
UNSPSC 12.01	39121432
UNSPSC 13.2	39121432

## Approvals

### Approvals

---

#### Approvals

UL Recognized / UL Recognized / EAC

---


#### Ex Approvals

---

#### Approvals submitted


---

#### Approval details



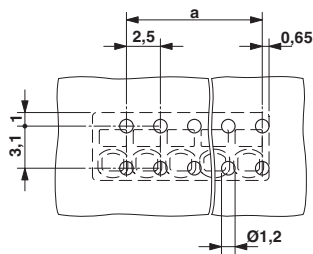
# PCB terminal block - PTSM 0,5/ 8-2,5-V THR R44 - 1771017

## Approvals

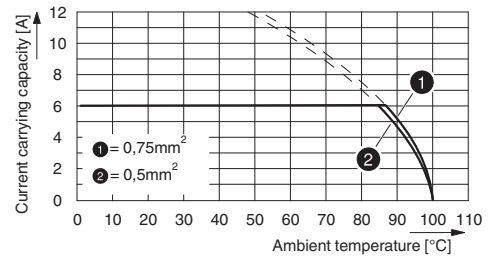


## Drawings

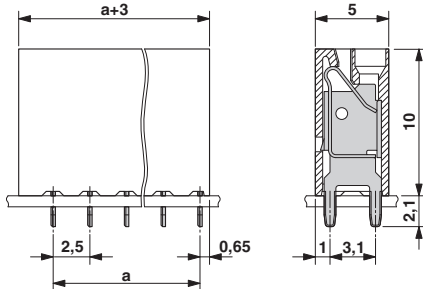
Drilling diagram



Diagram



Dimensional drawing



Dimensional drawing

