

Base strip - SMSTBA 2,5/ 7-G - 1769858

Please be informed that the data shown in this PDF Document is generated from our Online Catalog. Please find the complete data in the user's documentation. Our General Terms of Use for Downloads are valid (<http://phoenixcontact.com/download>)

Header, Nominal current: 12 A, Rated voltage (III/2): 320 V, Number of positions: 7, Pitch: 5 mm, Color: green, Contact surface: Tin, Mounting: Soldering




The figure shows a 10-position version of the product

Product Features

- Plug-in direction 45° to the PCB
- Used where space is restricted overhead
- Versions with side panel



Key Commercial Data

Packing unit	1 pc
Minimum order quantity	50 pc
GTIN	 4 017918 035075
Weight per Piece (excluding packing)	5.41 g
Custom tariff number	85366990
Country of origin	Germany

Technical data

Dimensions

Length	16.5 mm
Pitch	5.00 mm
Dimension a	30 mm
Constructional height	15 mm
Length of the solder pin	3.5 mm
Pin dimensions	1 x 1 mm
Hole diameter	1.4 mm

Base strip - SMSTBA 2,5/ 7-G - 1769858

Technical data

General

Range of articles	SMSTBA 2,5/...-G
Insulating material group	I
Rated surge voltage (III/3)	4 kV
Rated surge voltage (III/2)	4 kV
Rated surge voltage (II/2)	4 kV
Rated voltage (III/3)	250 V
Rated voltage (III/2)	320 V
Rated voltage (II/2)	400 V
Connection in acc. with standard	EN-VDE
Nominal current I _N	12 A
Maximum load current	12 A
Insulating material	PA
Flammability rating according to UL 94	V0
Color	green
Number of positions	7

Standards and Regulations

Connection in acc. with standard	EN-VDE
	CSA
Flammability rating according to UL 94	V0

Classifications

eCl@ss

eCl@ss 4.0	272607xx
eCl@ss 4.1	27260701
eCl@ss 5.0	27260701
eCl@ss 5.1	27260701
eCl@ss 6.0	27260704
eCl@ss 7.0	27440402
eCl@ss 8.0	27440402

ETIM

ETIM 3.0	EC001121
ETIM 4.0	EC002637
ETIM 5.0	EC002637

Base strip - SMSTBA 2,5/ 7-G - 1769858

Classifications

UNSPSC

UNSPSC 6.01	30211810
UNSPSC 7.0901	39121409
UNSPSC 11	39121409
UNSPSC 12.01	39121409
UNSPSC 13.2	39121409

Approvals

Approvals


Approvals


CSA / UL Recognized / VDE Gutachten mit Fertigungsüberwachung / IECCEB Scheme / CCA / EAC

Ex Approvals

Approvals submitted

Approval details

CSA 		
	B	D
Nominal current I _N	15 A	10 A
Nominal voltage U _N	300 V	300 V

UL Recognized 		
	B	D
Nominal current I _N	15 A	10 A
Nominal voltage U _N	300 V	300 V

Base strip - SMSTBA 2,5/ 7-G - 1769858

Approvals

VDE Gutachten mit Fertigungsüberwachung	
Nominal current I _N	12 A
Nominal voltage U _N	250 V

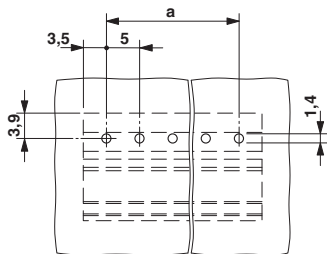
IECEE CB Scheme	
Nominal current I _N	12 A
Nominal voltage U _N	250 V

CCA	
Nominal current I _N	12 A
Nominal voltage U _N	250 V

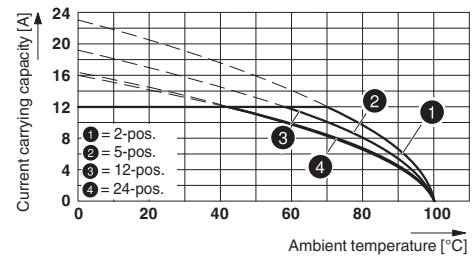
EAC	
-----	--

Drawings

Drilling diagram



Diagram



Type: SMSTB 2,5/...-ST(-5,08) with SMSTBA 2,5/...-G(-5,08)

Base strip - SMSTBA 2,5/ 7-G - 1769858

Dimensional drawing

