


PCB terminal block - SPTA 1,5/12-3,81 - 1751558

Please be informed that the data shown in this PDF Document is generated from our Online Catalog. Please find the complete data in the user's documentation. Our General Terms of Use for Downloads are valid (<http://phoenixcontact.com/download>)

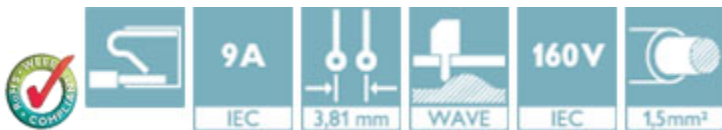
PCB terminal block, Nominal current: 9 A, Nom. voltage: 160 V, Pitch: 3.81 mm, Number of positions: 12, Connection method: Push-in spring connection, Mounting: Wave soldering, Conductor/PCB connection direction: 45 °, Color: green



The illustration shows the 10-position version

Product Features

- Generously dimensioned labeling and printing area
- Easy operation when releasing the conductor via the orange actuating lever
- User-friendly and quick conductor connection using Push-in direct plug-in technology
- Classic desk shape with double pinning for additional operational safety
- Large cable funnels for safely accommodating conductors up to 1.5 mm²
- Different pitches can be combined depending on product range



Key Commercial Data

Packing unit	1 pc
Minimum order quantity	50 pc
Weight per Piece (excluding packing)	13.2 g
Custom tariff number	85369010
Country of origin	Germany

Technical data

Dimensions

Pitch	3.81 mm
Dimension a	41.91 mm
Length of the solder pin	3.4 mm
Pin dimensions	0,6 x 1,0 mm
Pin spacing	7 mm

PCB terminal block - SPTA 1,5/12-3,81 - 1751558

Technical data

Dimensions

Hole diameter	1.1 mm
---------------	--------

General

Range of articles	SPTA 1,5/
Insulating material group	I
Rated surge voltage (III/3)	2.5 kV
Rated surge voltage (III/2)	2.5 kV
Rated surge voltage (II/2)	2.5 kV
Rated voltage (III/3)	160 V
Rated voltage (III/2)	160 V
Rated voltage (II/2)	320 V
Connection in acc. with standard	EN-VDE
Nominal current I_N	9 A
Nominal cross section	1.5 mm ²
Maximum load current	9 A
Insulating material	PA
Solder pin surface	Sn
Flammability rating according to UL 94	V0
Stripping length	10 mm
Number of positions	12

Connection data

Conductor cross section solid min.	0.2 mm ²
Conductor cross section solid max.	1.5 mm ²
Conductor cross section flexible min.	0.2 mm ²
Conductor cross section flexible max.	1.5 mm ²
Conductor cross section flexible, with ferrule without plastic sleeve min.	0.25 mm ²
Conductor cross section flexible, with ferrule without plastic sleeve max.	1.5 mm ²
Conductor cross section flexible, with ferrule with plastic sleeve min.	0.25 mm ²
Conductor cross section flexible, with ferrule with plastic sleeve max.	1.5 mm ²
Conductor cross section AWG min.	24
Conductor cross section AWG max.	16

Standards and Regulations

Connection in acc. with standard	EN-VDE
	CUL
Flammability rating according to UL 94	V0

PCB terminal block - SPTA 1,5/12-3,81 - 1751558

Classifications

eCl@ss

eCl@ss 4.0	27141109
eCl@ss 4.1	27141109
eCl@ss 5.0	27141190
eCl@ss 5.1	27141190
eCl@ss 6.0	27261101
eCl@ss 7.0	27440401
eCl@ss 8.0	27440401
eCl@ss 9.0	27440401

ETIM

ETIM 3.0	EC001121
ETIM 4.0	EC002643
ETIM 5.0	EC002643

UNSPSC

UNSPSC 6.01	30211801
UNSPSC 7.0901	39121432
UNSPSC 11	39121432
UNSPSC 12.01	39121432
UNSPSC 13.2	39121432

Approvals

Approvals

Approvals

UL Recognized / VDE Gutachten mit Fertigungsüberwachung / cUL Recognized / CCA / IECCEB CB Scheme / EAC / EAC / cULus Recognized

Ex Approvals

Approvals submitted

Approval details

PCB terminal block - SPTA 1,5/12-3,81 - 1751558

Approvals

UL Recognized	
	B
mm ² /AWG/kcmil	26-16
Nominal current IN	10 A
Nominal voltage UN	300 V

VDE Gutachten mit Fertigungsüberwachung	
mm ² /AWG/kcmil	0.2-1.5
Nominal current IN	9 A
Nominal voltage UN	130 V

cUL Recognized	
	B
mm ² /AWG/kcmil	26-16
Nominal current IN	10 A
Nominal voltage UN	300 V

CCA

IECEE CB Scheme

EAC

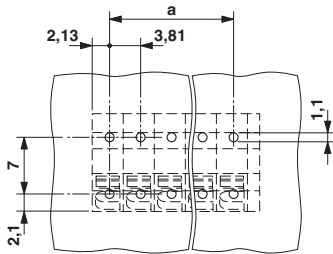
EAC

cULus Recognized

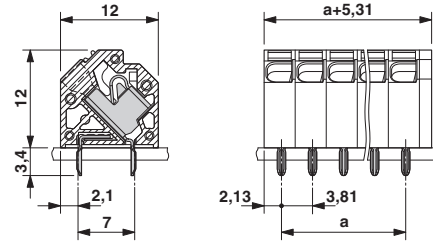
PCB terminal block - SPTA 1,5/12-3,81 - 1751558

Drawings

Drilling diagram



Dimensional drawing



The front solder pin is for additional mechanical stability only; it does not have any electrical properties