


Printed-circuit board connector - FMC 1,5/ 7-ST-3,81 - 1748024

Please be informed that the data shown in this PDF Document is generated from our Online Catalog. Please find the complete data in the user's documentation. Our General Terms of Use for Downloads are valid (<http://phoenixcontact.com/download>)

PCB connector, nominal current: 8 A, number of positions: 7, pitch: 3.81 mm, connection method: Push-in spring connection, color: green, contact surface: Tin




The figure shows a 10-position version of the product

Your advantages

- ✓ Time saving push-in connection, tools not required
- ✓ Defined contact force ensures that contact remains stable over the long term
- ✓ Intuitive use through colour coded actuation lever
- ✓ Operation and conductor connection from one direction enable integration into front of device



Key Commercial Data

Packing unit	1 pc
Minimum order quantity	50 pc
GTIN	 4 046356 311069
GTIN	4046356311069
Weight per Piece (excluding packing)	4.000 g
Custom tariff number	85366990
Country of origin	Germany

Technical data

Dimensions

Length [l]	21.9 mm
Width [w]	27.11 mm
Height [h]	7.75 mm
Pitch	3.81 mm

Printed-circuit board connector - FMC 1,5/ 7-ST-3,81 - 1748024

Technical data

Dimensions

Dimension a	22.86 mm
-------------	----------

General

Range of articles	FMC 1,5/...-ST
Number of positions	7
Connection method	Push-in spring connection
Insulating material group	I
Rated surge voltage (III/3)	2.5 kV
Rated surge voltage (III/2)	2.5 kV
Rated surge voltage (II/2)	2.5 kV
Rated voltage (III/3)	160 V
Rated voltage (III/2)	160 V
Rated voltage (II/2)	320 V
Connection in acc. with standard	EN-VDE
Nominal current I_N	8 A
Nominal cross section	1.5 mm ²
Maximum load current	8 A
Insulating material	PA
Flammability rating according to UL 94	V0
Internal cylindrical gage	A1
Stripping length	10 mm

Connection data

Conductor cross section solid min.	0.2 mm ²
Conductor cross section solid max.	1.5 mm ²
Conductor cross section flexible min.	0.2 mm ²
Conductor cross section flexible max.	1.5 mm ²
Conductor cross section flexible, with ferrule without plastic sleeve min.	0.25 mm ²
Conductor cross section flexible, with ferrule without plastic sleeve max.	1.5 mm ²
Conductor cross section flexible, with ferrule with plastic sleeve min.	0.25 mm ²
Conductor cross section flexible, with ferrule with plastic sleeve max.	0.75 mm ²
Conductor cross section AWG min.	24
Conductor cross section AWG max.	16
Minimum AWG according to UL/CUL	24
Maximum AWG according to UL/CUL	16

Specifications for ferrules

Recommended crimping pliers	1212034 CRIMPFOX 6
Ferrules without insulating collar, according to DIN 46228-1	Cross section: 0.25 mm ² ; Length: 7 mm

Printed-circuit board connector - FMC 1,5/ 7-ST-3,81 - 1748024

Technical data

Specifications for ferrules

	Cross section: 0.34 mm ² ; Length: 7 mm
	Cross section: 0.5 mm ² ; Length: 8 mm ... 10 mm
	Cross section: 0.75 mm ² ; Length: 8 mm ... 10 mm
	Cross section: 1 mm ² ; Length: 8 mm ... 10 mm
	Cross section: 1.5 mm ² ; Length: 10 mm

Standards and Regulations

Connection in acc. with standard	EN-VDE
	CUL
Flammability rating according to UL 94	V0

Environmental Product Compliance

China RoHS	Environmentally friendly use period: unlimited = EFUP-e
	No hazardous substances above threshold values

Classifications

eCl@ss

eCl@ss 4.0	27260700
eCl@ss 4.1	27260700
eCl@ss 5.0	27260700
eCl@ss 5.1	27260700
eCl@ss 6.0	27260700
eCl@ss 7.0	27440309
eCl@ss 8.0	27440309
eCl@ss 9.0	27440309

ETIM

ETIM 3.0	EC001121
ETIM 4.0	EC002638
ETIM 5.0	EC002638
ETIM 6.0	EC002638
ETIM 7.0	EC002638

UNSPSC

UNSPSC 6.01	30211810
UNSPSC 7.0901	39121409
UNSPSC 11	39121409
UNSPSC 12.01	39121409

Printed-circuit board connector - FMC 1,5/ 7-ST-3,81 - 1748024

Classifications

UNSPSC

UNSPSC 13.2	39121409
-------------	----------

Approvals


Approvals


Approvals

IECEE CB Scheme / VDE Gutachten mit Fertigungsüberwachung / EAC / cULus Recognized

Ex Approvals

Approval details

IECEE CB Scheme		http://www.iecee.org/	DE1-60987-B1B2
Nominal voltage UN	160 V		
Nominal current IN	8 A		
mm ² /AWG/kcmil	0.2-1.5		

VDE Gutachten mit Fertigungsüberwachung		http://www2.vde.com/de/Institut/Online-Service/VDE-gepruefteProdukte/Seiten/Online-Suche.aspx	40011723
Nominal voltage UN	160 V		
Nominal current IN	8 A		
mm ² /AWG/kcmil	0.2-1.5		

EAC		B.01742
-----	---	---------

Printed-circuit board connector - FMC 1,5/ 7-ST-3,81 - 1748024

Approvals

cULus Recognized		http://database.ul.com/cgi-bin/XYV/template/LISEXT/1FRAME/index.htm	E60425-19920306
	B	C	
Nominal voltage UN	300 V	50 V	
Nominal current IN	8 A	8 A	
mm ² /AWG/kcmil	24-16	24-16	

Accessories

Accessories

Crimping tool

Crimping pliers - CRIMPFOX 6 - 1212034



Crimping pliers, for ferrules without insulating collar according to DIN 46228 Part 1 and ferrules with insulating collar according to DIN 46228 Part 4, 0.25 mm² ... 6.0 mm², lateral entry, trapezoidal crimp

Labeled terminal marker

Marker card - SK 3,81/2,8:FORTL.ZAHLEN - 0804109



Marker card, Card, white, labeled, Horizontal: consecutive numbers 1 ... 10, 11 ... 20, etc. up to 91 ... (99)100, mounting type: adhesive, for terminal block width: 3.81 mm, lettering field size: 3.81 x 2.8 mm

Screwdriver tools

Screwdriver - SZS 0,4X2,5 VDE - 1205037



Screwdriver, slot-headed, VDE insulated, size: 0.4 x 2.5 x 80 mm, 2-component grip, with non-slip grip

Additional products

Printed-circuit board connector - FMC 1,5/ 7-ST-3,81 - 1748024

Accessories

Feed-through header - MCV 1,5/ 7-G-3,81 P14 THR - 1707052

PCB headers, nominal current: 8 A, number of positions: 7, pitch: 3.81 mm, color: black, contact surface: Tin, mounting: THR soldering, User information and design recommendations for through hole reflow technology can be found under "Downloads"



Feed-through header - MCV 1,5/ 7-G-3,81 P26 THR - 1707476

PCB headers, nominal current: 8 A, number of positions: 7, pitch: 3.81 mm, color: black, contact surface: Tin, mounting: THR soldering, User information and design recommendations for through hole reflow technology can be found under "Downloads"



Feed-through header - MCV 1,5/ 7-G-3,81 P26 THRR56 - 1712937

PCB headers, nominal current: 8 A, number of positions: 7, pitch: 3.81 mm, color: black, contact surface: Tin, mounting: THR soldering, User information and design recommendations for through hole reflow technology can be found under "Downloads"



Feed-through header - MCDN 1,5/ 7-G1-3,81 P14THR - 1749382

PCB headers, nominal current: 8 A, number of positions: 7, pitch: 3.81 mm, color: black, contact surface: Tin, mounting: THR soldering, The pin length is 1.4 mm. User information and design recommendations on Through Hole Reflow Technology can be found at: "Downloads".



Printed-circuit board connector - MCDN 1,5/ 7-G1-3,81 P26THR - 1749573

PCB headers, nominal current: 8 A, number of positions: 7, pitch: 3.81 mm, color: black, contact surface: Tin, mounting: THR soldering, The pin length is 2.6 mm. User information and design recommendations on Through Hole Reflow Technology can be found at: "Downloads"



Printed-circuit board connector - FMC 1,5/ 7-ST-3,81 - 1748024

Accessories

Feed-through header - MCDNV 1,5/ 7-G1-3,81 P14THR - 1750151



PCB headers, nominal current: 8 A, number of positions: 7, pitch: 3.81 mm, color: black, contact surface: Tin, mounting: THR soldering, The pin length is 1.4 mm. User information and design recommendations on Through Hole Reflow Technology can be found at: [Downloads](#)".

Printed-circuit board connector - MCDNV 1,5/ 7-G1-3,81 P26THR - 1750342



PCB headers, nominal current: 8 A, number of positions: 7, pitch: 3.81 mm, color: black, contact surface: Tin, mounting: THR soldering, The pin length is 26 mm. User information and design recommendations on Through Hole Reflow Technology can be found at: [http: "Downloads"](http://\).

Printed-circuit board connector - MC 1,5/ 7-G-3,81 P20 THRR56 - 1782624



PCB headers, nominal current: 8 A, number of positions: 7, pitch: 3.81 mm, color: black, contact surface: Tin, mounting: THR soldering

Printed-circuit board connector - MC 1,5/ 7-G-3,81 - 1803329



PCB headers, nominal current: 8 A, number of positions: 7, pitch: 3.81 mm, color: green, contact surface: Tin, mounting: Wave soldering

Printed-circuit board connector - MCV 1,5/ 7-G-3,81 - 1803471



PCB headers, nominal current: 8 A, number of positions: 7, pitch: 3.81 mm, color: green, contact surface: Tin, mounting: Wave soldering

Printed-circuit board connector - FMC 1,5/ 7-ST-3,81 - 1748024

Accessories

Printed-circuit board connector - SMC 1,5/ 7-G-3,81 - 1827321

PCB headers, nominal current: 8 A, number of positions: 7, pitch: 3.81 mm, color: green, contact surface: Tin, mounting: Wave soldering



Feed-through header - MCD 1,5/ 7-G-3,81 - 1830004

PCB headers, nominal current: 8 A, number of positions: 7, pitch: 3.81 mm, color: green, contact surface: Tin, mounting: Wave soldering. In combination with MCV plug components, both an MCVW and an MCVR plug must be used.



Feed-through header - MCDV 1,5/ 7-G-3,81 - 1830457

PCB headers, nominal current: 8 A, number of positions: 7, pitch: 3.81 mm, color: green, contact surface: Tin, mounting: Wave soldering. In combination with MCV plug components, both an MCVW and an MCVR plug must be used.



Feed-through header - MCVDU 1,5/ 7-G-3,81 - 1837489

PCB headers, nominal current: 8 A, number of positions: 7, pitch: 3.81 mm, color: green, contact surface: Tin, mounting: Wave soldering



Printed-circuit board connector - MCD 1,5/ 7-G1-3,81 - 1843127

PCB headers, nominal current: 8 A, number of positions: 7, pitch: 3.81 mm, color: green, contact surface: Tin, mounting: Wave soldering. In combination with MCV plug components, both an MCVW and an MCVR plug must be used.



Printed-circuit board connector - FMC 1,5/ 7-ST-3,81 - 1748024

Accessories

Feed-through header - MCDV 1,5/ 7-G1-3,81 - 1847783



PCB headers, nominal current: 8 A, number of positions: 7, pitch: 3.81 mm, color: green, contact surface: Tin, mounting: Wave soldering. In combination with MCV plug components, both an MCVW and an MCVR plug must be used.

Feed-through header - EMCV 1,5/ 7-G-3,81 - 1860692



PCB headers, nominal current: 8 A, number of positions: 7, pitch: 3.81 mm, color: green, contact surface: Tin, mounting: Press-in technology

Feed-through header - MCO 1,5/ 7-GR-3,81 - 1861691



PCB headers, nominal current: 8 A, number of positions: 7, pitch: 3.81 mm, color: green, contact surface: Tin, mounting: Wave soldering

Feed-through header - MCO 1,5/ 7-GL-3,81 - 1861772



PCB headers, nominal current: 8 A, number of positions: 7, pitch: 3.81 mm, color: green, contact surface: Tin, mounting: Wave soldering

Feed-through header - EMC 1,5/ 7-G-3,81 - 1897856



PCB headers, nominal current: 8 A, number of positions: 7, pitch: 3.81 mm, color: green, contact surface: Tin, mounting: Press-in technology

Printed-circuit board connector - FMC 1,5/ 7-ST-3,81 - 1748024

Accessories

Feed-through header - MC 1,5/ 7-G-3,81 THT - 1908813



PCB headers, number of positions: 7, pitch: 3.81 mm, color: black, User information and design recommendations for through hole reflow technology can be found under "Downloads"

Feed-through header - MC 1,5/ 7-G-3,81 THT-R56 - 1943807



PCB headers, number of positions: 7, pitch: 3.81 mm, color: black, User information and design recommendations for through hole reflow technology can be found under "Downloads"
