

Base strip - MSTBW 2,5/ 7-G - 1736069

Please be informed that the data shown in this PDF Document is generated from our Online Catalog. Please find the complete data in the user's documentation. Our General Terms of Use for Downloads are valid (<http://phoenixcontact.com/download>)

Header, Nominal current: 12 A, Rated voltage (III/2): 320 V, Number of positions: 7, Pitch: 5 mm, Color: green, Contact surface: Tin, Mounting: Soldering



The figure shows a 10-position version of the product

Product Features

- Other pin lengths available on request
- Plug-in direction parallel to the conductor axis
- W type with stand-off
- Standard pin strip for 320 V (III/2)



Key Commercial Data

| | |
|--------------------------------------|----------|
| Packing unit | 1 pc |
| Minimum order quantity | 50 pc |
| Weight per Piece (excluding packing) | 3.61 g |
| Custom tariff number | 85366990 |
| Country of origin | Germany |

Technical data

Dimensions

| | |
|--------------------------|----------|
| Length | 12 mm |
| Pitch | 5.00 mm |
| Dimension a | 30 mm |
| Constructional height | 13 mm |
| Length of the solder pin | 3.5 mm |
| Pin dimensions | 1 x 1 mm |
| Hole diameter | 1.4 mm |

General

Base strip - MSTBW 2,5/ 7-G - 1736069

Technical data

General

| | |
|--|-----------------|
| Range of articles | MSTBW 2,5/...-G |
| Insulating material group | IIIa |
| Rated surge voltage (III/3) | 4 kV |
| Rated surge voltage (III/2) | 4 kV |
| Rated surge voltage (II/2) | 4 kV |
| Rated voltage (III/3) | 250 V |
| Rated voltage (III/2) | 320 V |
| Rated voltage (II/2) | 400 V |
| Connection in acc. with standard | EN-VDE |
| Nominal current I_N | 12 A |
| Maximum load current | 12 A |
| Insulating material | PBT |
| Flammability rating according to UL 94 | V0 |
| Color | green |
| Number of positions | 7 |

Standards and Regulations

| | |
|--|--------|
| Connection in acc. with standard | EN-VDE |
| | CSA |
| Flammability rating according to UL 94 | V0 |

Classifications

eCl@ss

| | |
|------------|----------|
| eCl@ss 4.0 | 272607xx |
| eCl@ss 4.1 | 27260701 |
| eCl@ss 5.0 | 27260701 |
| eCl@ss 5.1 | 27260701 |
| eCl@ss 6.0 | 27260704 |
| eCl@ss 7.0 | 27440402 |
| eCl@ss 8.0 | 27440402 |

ETIM

| | |
|----------|----------|
| ETIM 3.0 | EC001121 |
| ETIM 4.0 | EC002637 |
| ETIM 5.0 | EC002637 |

Base strip - MSTBW 2,5/ 7-G - 1736069

Classifications

UNSPSC

| | |
|---------------|----------|
| UNSPSC 6.01 | 30211810 |
| UNSPSC 7.0901 | 39121409 |
| UNSPSC 11 | 39121409 |
| UNSPSC 12.01 | 39121409 |
| UNSPSC 13.2 | 39121409 |

Approvals

Approvals


Approvals


CSA / VDE Gutachten mit Fertigungsüberwachung / IEC60335 CB Scheme / CCA / cULus Recognized

Ex Approvals

Approvals submitted

Approval details

| | | |
|---|-------|-------|
| CSA  | | |
| | B | D |
| Nominal current I _N | 15 A | 10 A |
| Nominal voltage U _N | 300 V | 300 V |

| | |
|---|-------|
| VDE Gutachten mit Fertigungsüberwachung  | |
| Nominal current I _N | 12 A |
| Nominal voltage U _N | 250 V |

Base strip - MSTBW 2,5/ 7-G - 1736069

Approvals

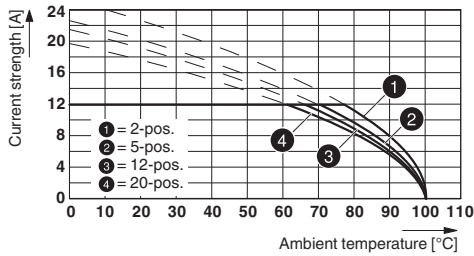
| | |
|--------------------------------|-------|
| IECEE CB Scheme | |
| Nominal current I _N | 12 A |
| Nominal voltage U _N | 250 V |

| |
|-----|
| CCA |
|-----|

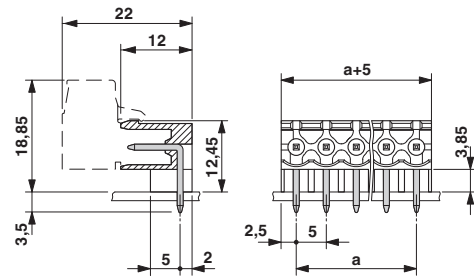
| | | |
|--------------------------------|-------|-------|
| cULus Recognized | | |
| | B | D |
| Nominal current I _N | 15 A | 10 A |
| Nominal voltage U _N | 300 V | 300 V |

Drawings

Diagram



Dimensional drawing



Type: MSTB 2,5/...-ST with MSTBW 2,5/...-G