

PCB terminal block - MKDS 1/ 8-3,81 SMD BK - 1727175

Please be informed that the data shown in this PDF Document is generated from our Online Catalog. Please find the complete data in the user's documentation. Our General Terms of Use for Downloads are valid (<http://phoenixcontact.com/download>)

PCB terminal block, Nominal current: 8 A, Nom. voltage: 160 V, Pitch: 3.81 mm, Number of positions: 8, Connection method: Screw connection with tension sleeve, Mounting: SMD soldering, Conductor/PCB connection direction: 0 °, Color: black



The figure shows a 10-position version of the product

Product Features

- Standard PCB terminal block types made from high-temperature-resistant plastics
- Type of packaging: tube magazine
- Box packaging or tape-on-reel packing according to IEC 60286-3 for automated mounting available on request
- Use in SMT reflow processes



Key Commercial Data

Packing unit	1 pc
Minimum order quantity	14 pc
GTIN	 4 017918 025595
Weight per Piece (excluding packing)	7.67 g
Custom tariff number	85369010
Country of origin	Poland

Technical data

Dimensions

Length	7.3 mm
Pitch	3.81 mm
Dimension a	26.67 mm
Constructional height	10 mm

PCB terminal block - MKDS 1/ 8-3,81 SMD BK - 1727175

Technical data

Dimensions

Length of the solder pin	2 mm
--------------------------	------

General

Range of articles	MKDS 1/...SMD
Insulating material group	IIIa
Rated surge voltage (III/3)	2.5 kV
Rated surge voltage (III/2)	2.5 kV
Rated surge voltage (II/2)	2.5 kV
Rated voltage (III/3)	160 V
Rated voltage (III/2)	160 V
Rated voltage (II/2)	250 V
Connection in acc. with standard	EN-VDE
Nominal current I_N	8 A
Nominal cross section	1 mm ²
Maximum load current	8 A (with 1.5 mm ² conductor cross section)
Insulating material	PA-F
Solder pin surface	Sn
Flammability rating according to UL 94	V0
Stripping length	5 mm
Number of positions	8
Screw thread	M2
Tightening torque, min	0.22 Nm
Tightening torque max	0.25 Nm

Connection data

Conductor cross section solid min.	0.14 mm ²
Conductor cross section solid max.	1.5 mm ²
Conductor cross section flexible min.	0.14 mm ²
Conductor cross section flexible max.	1 mm ²
Conductor cross section flexible, with ferrule without plastic sleeve min.	0.25 mm ²
Conductor cross section flexible, with ferrule without plastic sleeve max.	0.5 mm ²
Conductor cross section flexible, with ferrule with plastic sleeve min.	0.25 mm ²
Conductor cross section flexible, with ferrule with plastic sleeve max.	0.5 mm ²
Conductor cross section AWG min.	26
Conductor cross section AWG max.	16
2 conductors with same cross section, solid min.	0.14 mm ²
2 conductors with same cross section, solid max.	0.5 mm ²
2 conductors with same cross section, stranded min.	0.14 mm ²

PCB terminal block - MKDS 1/ 8-3,81 SMD BK - 1727175

Technical data

Connection data

2 conductors with same cross section, stranded max.	0.2 mm ²
---	---------------------

Standards and Regulations

Connection in acc. with standard	EN-VDE
	CSA
Flammability rating according to UL 94	V0

Classifications

eCl@ss

eCl@ss 4.0	27141109
eCl@ss 4.1	27141109
eCl@ss 5.0	27141190
eCl@ss 5.1	27141190
eCl@ss 6.0	27261101
eCl@ss 7.0	27440401
eCl@ss 8.0	27440401
eCl@ss 9.0	27440401

ETIM

ETIM 3.0	EC001121
ETIM 4.0	EC002643
ETIM 5.0	EC002643

UNSPSC

UNSPSC 6.01	30211801
UNSPSC 7.0901	39121432
UNSPSC 11	39121432
UNSPSC 12.01	39121432
UNSPSC 13.2	39121432

Approvals

Approvals

Approvals

CSA / EAC / EAC / cULus Recognized / cULus Recognized


PCB terminal block - MKDS 1/ 8-3,81 SMD BK - 1727175

Approvals

Ex Approvals

Approvals submitted


Approval details

CSA 		
	B	D
mm ² /AWG/kcmil	28-16	28-16
Nominal current I _N	10 A	10 A
Nominal voltage U _N	150 V	300 V

EAC

EAC

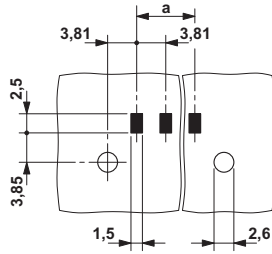
cULus Recognized		
	B	D
mm ² /AWG/kcmil	30-16	30-16
Nominal current I _N	10 A	10 A
Nominal voltage U _N	300 V	300 V

cULus Recognized 
--

Drawings

PCB terminal block - MKDS 1/ 8-3,81 SMD BK - 1727175

Drilling diagram



Dimensional drawing

