


## Header - PC 5/ 2-GFU-7,62 - 1721012

Please be informed that the data shown in this PDF Document is generated from our Online Catalog. Please find the complete data in the user's documentation. Our General Terms of Use for Downloads are valid (<http://phoenixcontact.com/download>)

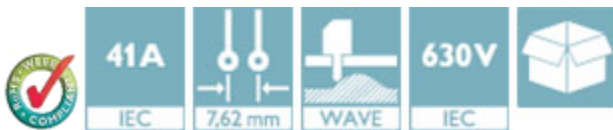
Header, Nominal current: 41 A, Rated voltage (III/2): 630 V, Number of positions: 2, Pitch: 7.62 mm, Color: green, Contact surface: Tin, Mounting: Wave soldering



The figure shows a 5-pos. version of the product

### Product Features

- Well-known mounting principle allows worldwide use
- Screwable flange for superior mechanical stability
- Maximum flexibility when it comes to device design – one header for connectors with different connection technologies



### Key Commercial Data

Packing unit	1 pc
Minimum order quantity	50 pc
Weight per Piece (excluding packing)	12.36 g
Custom tariff number	85366990
Country of origin	Germany

### Technical data

#### Dimensions

Length	29.25 mm
Pitch	7.62 mm
Dimension a	7.62 mm
Constructional height	13.54 mm
Length of the solder pin	4.2 mm
Pin dimensions	0,8 x 1 mm
Pin spacing	7.62 mm
Hole diameter	1.3 mm

## Header - PC 5/ 2-GFU-7,62 - 1721012

### Technical data

#### General

Range of articles	PC 5/..-GFU
Insulating material group	I
Rated surge voltage (III/3)	6 kV
Rated surge voltage (III/2)	6 kV
Rated surge voltage (II/2)	6 kV
Rated voltage (III/3)	630 V
Rated voltage (III/2)	630 V
Rated voltage (II/2)	1000 V
Connection in acc. with standard	EN-VDE
Nominal current $I_N$	41 A
Maximum load current	41 A
Insulating material	PA
Flammability rating according to UL 94	V0
Color	green
Number of positions	2

#### Standards and Regulations

Connection in acc. with standard	EN-VDE
	CUL
Flammability rating according to UL 94	V0

### Classifications

#### eCl@ss

eCl@ss 4.0	272607xx
eCl@ss 4.1	27260701
eCl@ss 5.0	27260701
eCl@ss 5.1	27260701
eCl@ss 6.0	27260704
eCl@ss 7.0	27440402
eCl@ss 8.0	27440402
eCl@ss 9.0	27440402

#### ETIM

ETIM 3.0	EC001121
ETIM 4.0	EC002637
ETIM 5.0	EC002637

# Header - PC 5/ 2-GFU-7,62 - 1721012

## Classifications

### UNSPSC

UNSPSC 6.01	30211810
UNSPSC 7.0901	39121409
UNSPSC 11	39121409
UNSPSC 12.01	39121409
UNSPSC 13.2	39121409

## Approvals

### Approvals

---

#### Approvals

UL Recognized / cUL Recognized / EAC / cULus Recognized

---


#### Ex Approvals


---

#### Approvals submitted

---

## Approval details

UL Recognized 			
	B	C	D
Nominal current I <sub>N</sub>	41 A	41 A	10 A
Nominal voltage U <sub>N</sub>	300 V	150 V	300 V

cUL Recognized 			
	B	C	D
Nominal current I <sub>N</sub>	41 A	41 A	10 A
Nominal voltage U <sub>N</sub>	300 V	150 V	300 V

EAC
-----

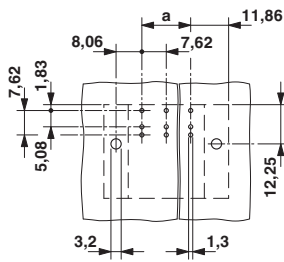
# Header - PC 5/ 2-GFU-7,62 - 1721012

## Approvals

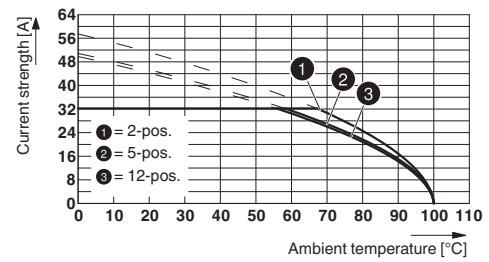


## Drawings

Drilling diagram

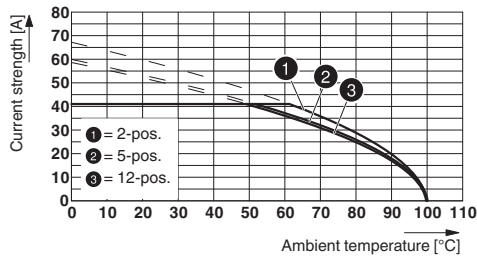


Diagram



Type: PC 5/...-ST(F)1-7,62 with PC 5/...-GU(F)-7,62  
 Conductor cross section: 6 mm<sup>2</sup>

Diagram



Type: PC 5/...-ST(F)1-7,62 with PC 5/...-G(F)U-7,62  
 Conductor cross section: 10 mm<sup>2</sup>

Dimensional drawing

