

PC 5/10-G-7,62 - PCB header

1720547

<https://www.phoenixcontact.com/de/produkte/1720547>

Please be informed that the data shown in this PDF document is generated from our online catalog. Please find the complete data in the user documentation. Our general terms of use for downloads are valid.



PCB headers, nominal cross section: 6 mm², color: green, nominal current: 41 A, rated voltage (III/2): 630 V, contact surface: Tin, contact connection type: Pin, number of potentials: 10, number of rows: 1, number of positions: 10, number of connections: 10, product range: PC 5/..-G, pitch: 7.62 mm, mounting: Wave soldering, pin layout: Linear pinning, solder pin [P]: 5 mm, number of solder pins per potential: 3, plug-in system: COMBICON PC 5, Pin connector pattern alignment: Standard, locking: without, mounting: without, type of packaging: packed in cardboard

Your advantages

- Well-known mounting principle allows worldwide use
- Standard header – also suitable for connectors with automatically locking Click and Lock system
- Maximum flexibility when it comes to device design – one header for connectors with different connection technologies

Commercial data

| | |
|--------------------------------------|---------------------------|
| Item number | 1720547 |
| Packing unit | 50 pc |
| Minimum order quantity | 50 pc |
| Sales key | E1 - Leiterplattenanschl. |
| Product key | AADSBA |
| Catalog page | Page 536 (C-1-2013) |
| GTIN | 4046356113731 |
| Weight per piece (including packing) | 33,6 g |
| Weight per piece (excluding packing) | 19,71 g |
| Customs tariff number | 85366930 |
| Country of origin | DE |

Technical data

Product properties

| | |
|---------------------------|-----------------------|
| Type | Standard |
| Product line | COMBICON Connectors L |
| Product type | PCB headers |
| Product family | PC 5/..-G |
| Number of positions | 10 |
| Pitch | 7.62 mm |
| Number of connections | 10 |
| Number of rows | 1 |
| Mounting flange | without |
| Number of potentials | 10 |
| Pin layout | Linear pinning |
| Solder pins per potential | 3 |

Electrical properties

| | |
|-----------------------------|--------|
| Nominal current I_N | 41 A |
| Nominal voltage U_N | 630 V |
| Degree of pollution | 3 |
| Contact resistance | 0.8 mΩ |
| Rated voltage (III/3) | 630 V |
| Rated surge voltage (III/3) | 6 kV |
| Rated voltage (III/2) | 630 V |
| Rated surge voltage (III/2) | 6 kV |
| Rated voltage (II/2) | 1000 V |
| Rated surge voltage (II/2) | 6 kV |

Mounting

| | |
|---------------|----------------|
| Mounting type | Wave soldering |
| Pin layout | Linear pinning |

Material specifications

Material data - contact

| | |
|--|--|
| Note | WEEE/RoHS-compliant, free of whiskers according to IEC 60068-2-82/JEDEC JESD 201 |
| Contact material | Cu alloy |
| Surface characteristics | hot-dip tin-plated |
| Metal surface contact area (top layer) | Tin (4 - 8 μm Sn) |
| Metal surface soldering area (top layer) | Tin (4 - 8 μm Sn) |

Material data - housing

| | |
|---------------------|--------------|
| Color (Housing) | green (6021) |
| Insulating material | PA |

PC 5/10-G-7,62 - PCB header

1720547

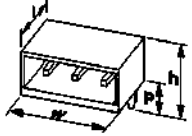
<https://www.phoenixcontact.com/de/produkte/1720547>

| | |
|---|--------|
| Insulating material group | I |
| CTI according to IEC 60112 | 600 |
| Flammability rating according to UL 94 | V0 |
| Glow wire flammability index GWFI according to EN 60695-2-12 | 850 |
| Glow wire ignition temperature GWIT according to EN 60695-2-13 | 775 |
| Temperature for the ball pressure test according to EN 60695-10-2 | 125 °C |

Notes

| | |
|--------------------|--|
| Notes on operation | In accordance with IEC 61984, COMBICON connectors have no switching power (COC). During designated use, they must not be plugged in or disconnected when carrying voltage or under load. |
|--------------------|--|

Dimensions

| | |
|-----------------------|---|
| Dimensional drawing |  |
| Pitch | 7.62 mm |
| Width [w] | 79 mm |
| Height [h] | 19.29 mm |
| Length [l] | 29.25 mm |
| Installed height | 14.29 mm |
| Solder pin length [P] | 5 mm |
| Pin dimensions | 0.8 x 1 mm |

PCB design

| | |
|---------------|---------|
| Pin spacing | 7.62 mm |
| Hole diameter | 1.3 mm |

Mechanical tests

Visual inspection

| | |
|---------------|-----------------------|
| Specification | IEC 60512-1-1:2002-02 |
| Result | Test passed |

Dimension check

| | |
|---------------|-----------------------|
| Specification | IEC 60512-1-2:2002-02 |
| Result | Test passed |

Resistance of inscriptions

| | |
|---------------|------------------------|
| Specification | IEC 60068-2-70:1995-12 |
| Result | Test passed |

Polarization and coding

1720547

<https://www.phoenixcontact.com/de/produkte/1720547>

| | |
|---------------|------------------------|
| Specification | IEC 60512-13-5:2006-02 |
| Result | Test passed |

Contact holder in insert

| | |
|--|------------------------|
| Specification | IEC 60512-15-1:2008-05 |
| Contact holder in insert Requirements >20 N | Test passed |

Insertion and withdrawal forces

| | |
|-------------------------------------|-------------|
| Result | Test passed |
| No. of cycles | 50 |
| Insertion strength per pos. approx. | 8 N |
| Withdraw strength per pos. approx. | 6 N |

Electrical tests

Thermal test | Test group C

| | |
|----------------------------|-----------------------|
| Specification | IEC 60512-5-1:2002-02 |
| Tested number of positions | 12 |

Insulation resistance

| | |
|--|-----------------------|
| Specification | IEC 60512-3-1:2002-02 |
| Insulation resistance, neighboring positions | > 5 MΩ |

Air clearances and creepage distances |

| | |
|--|---------------------|
| Specification | IEC 60664-1:2007-04 |
| Insulating material group | I |
| Comparative tracking index (IEC 60112) | CTI 600 |
| Rated insulation voltage (III/3) | 630 V |
| Rated surge voltage (III/3) | 6 kV |
| minimum clearance value - non-homogenous field (III/3) | 5.5 mm |
| minimum creepage distance (III/3) | 8 mm |
| Rated insulation voltage (III/2) | 630 V |
| Rated surge voltage (III/2) | 6 kV |
| minimum clearance value - non-homogenous field (III/2) | 5.5 mm |
| minimum creepage distance (III/2) | 5.5 mm |
| Rated insulation voltage (II/2) | 1000 V |
| Rated surge voltage (II/2) | 6 kV |
| minimum clearance value - non-homogenous field (II/2) | 5.5 mm |
| minimum creepage distance (II/2) | 5.5 mm |

Environmental and real-life conditions

Vibration test

| | |
|---------------|-----------------------|
| Specification | IEC 60068-2-6:2007-12 |
| Frequency | 10 - 150 - 10 Hz |
| Sweep speed | 1 octave/min |

PC 5/10-G-7,62 - PCB header



1720547

<https://www.phoenixcontact.com/de/produkte/1720547>

| | |
|------------------------|-----------------------------|
| Amplitude | 0.35 mm (10 Hz ... 60.1 Hz) |
| Sweep speed | 5g (60.1 Hz ... 150 Hz) |
| Test duration per axis | 2.5 h |

Durability test

| | |
|--|-----------------------|
| Specification | IEC 60512-9-1:2010-03 |
| Impulse withstand voltage at sea level | 7.3 kV |
| Contact resistance R_1 | 0.8 m Ω |
| Contact resistance R_2 | 0.8 m Ω |
| Insertion/withdrawal cycles | 50 |
| Insulation resistance, neighboring positions | > 5 M Ω |

Climatic test

| | |
|-----------------------------------|---|
| Specification | ISO 6988:1985-02 |
| Corrosive stress | 0.2 dm ³ SO ₂ on 300 dm ³ /40 °C/1 cycle |
| Thermal stress | 100 °C/168 h |
| Power-frequency withstand voltage | 3.31 kV |

Ambient conditions

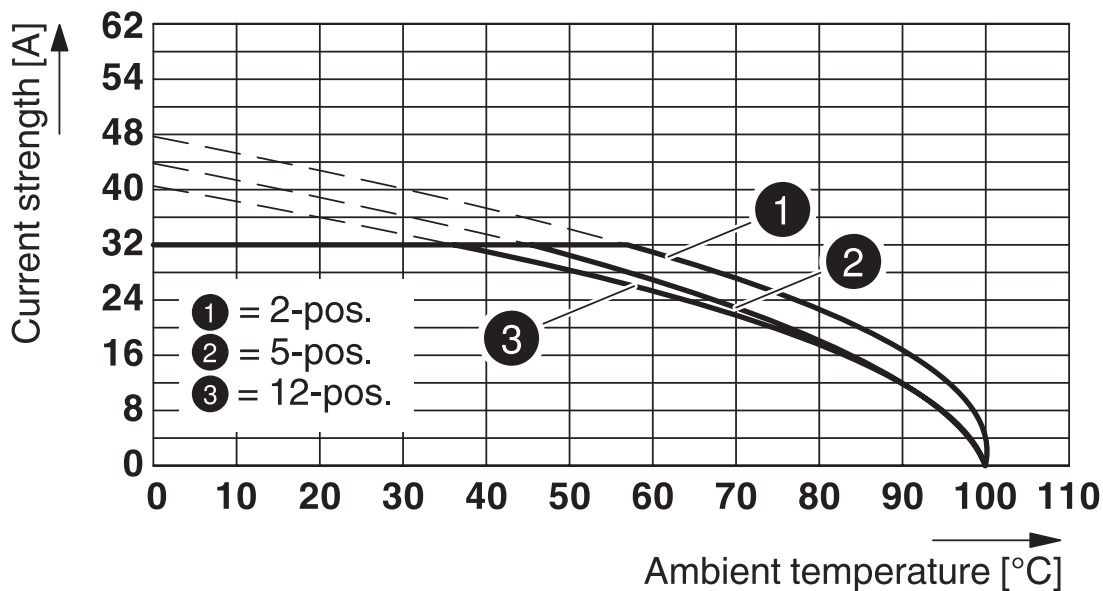
| | |
|---|---|
| Ambient temperature (operation) | -40 °C ... 100 °C (dependent on the derating curve) |
| Ambient temperature (storage/transport) | -40 °C ... 70 °C |
| Relative humidity (storage/transport) | 30 % ... 70 % |
| Ambient temperature (assembly) | -5 °C ... 100 °C |

Packaging specifications

| | |
|-------------------|---------------------|
| Type of packaging | packed in cardboard |
|-------------------|---------------------|

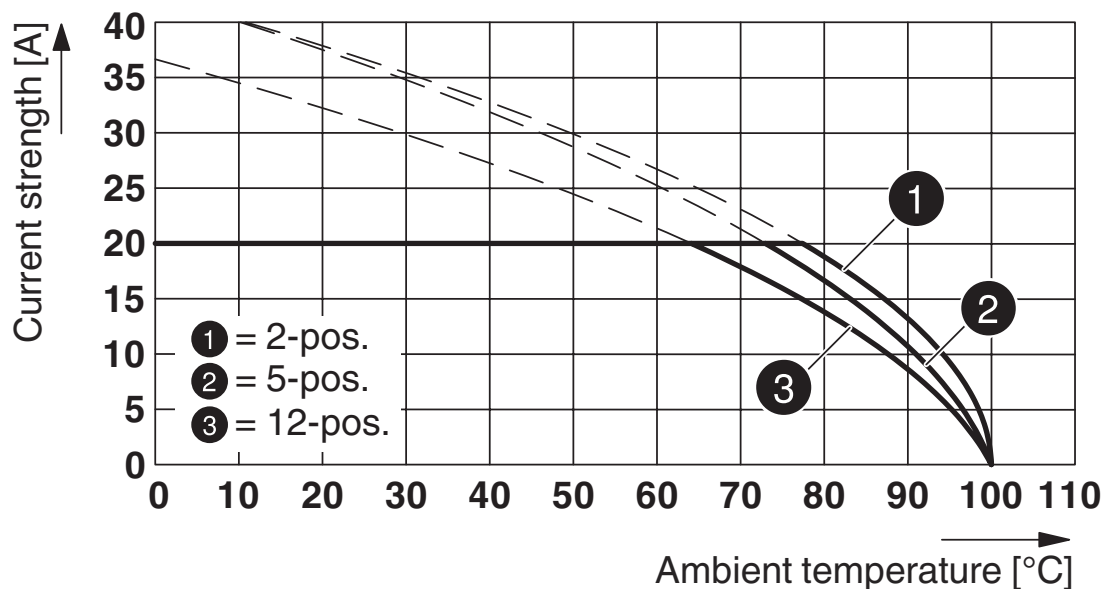
Drawings

Diagram

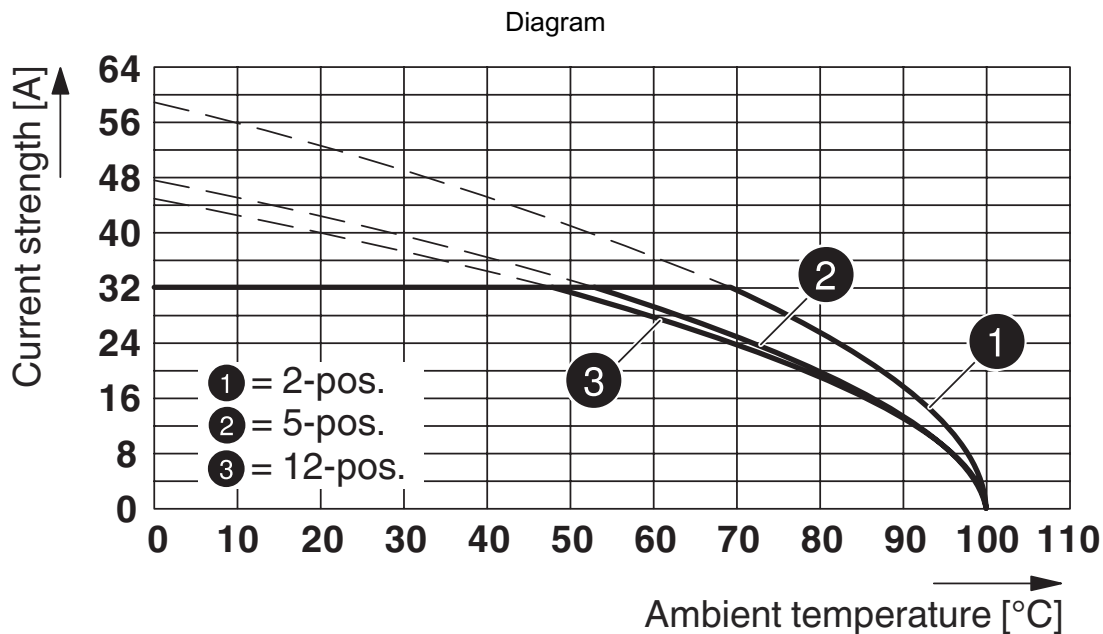


Derating curve for: SPC 5/...-ST-7,62 with PC 5/...-G-7,62

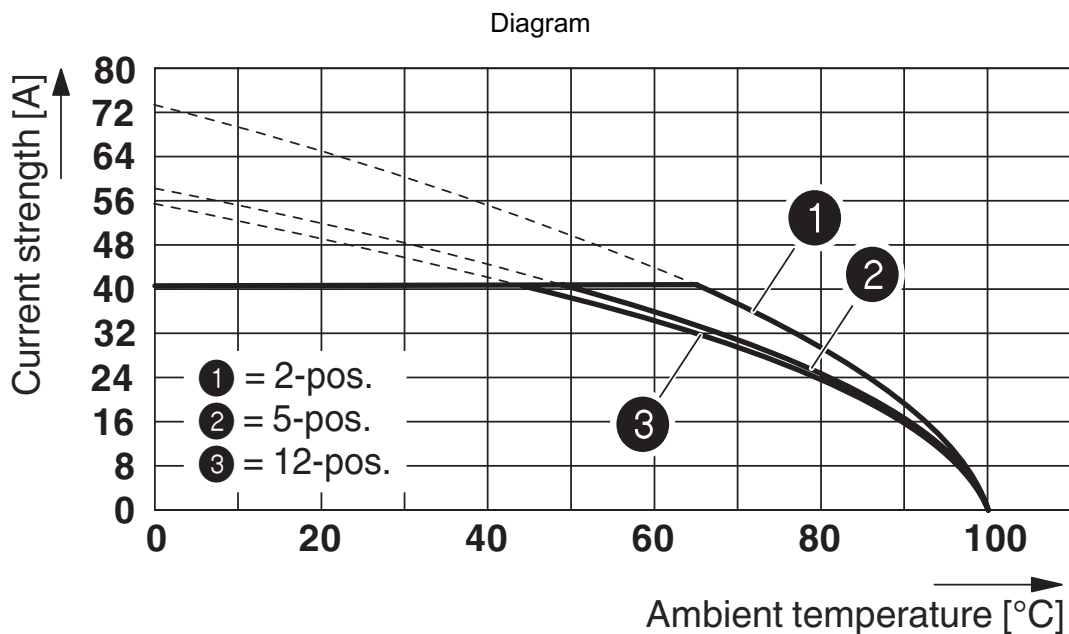
Diagram



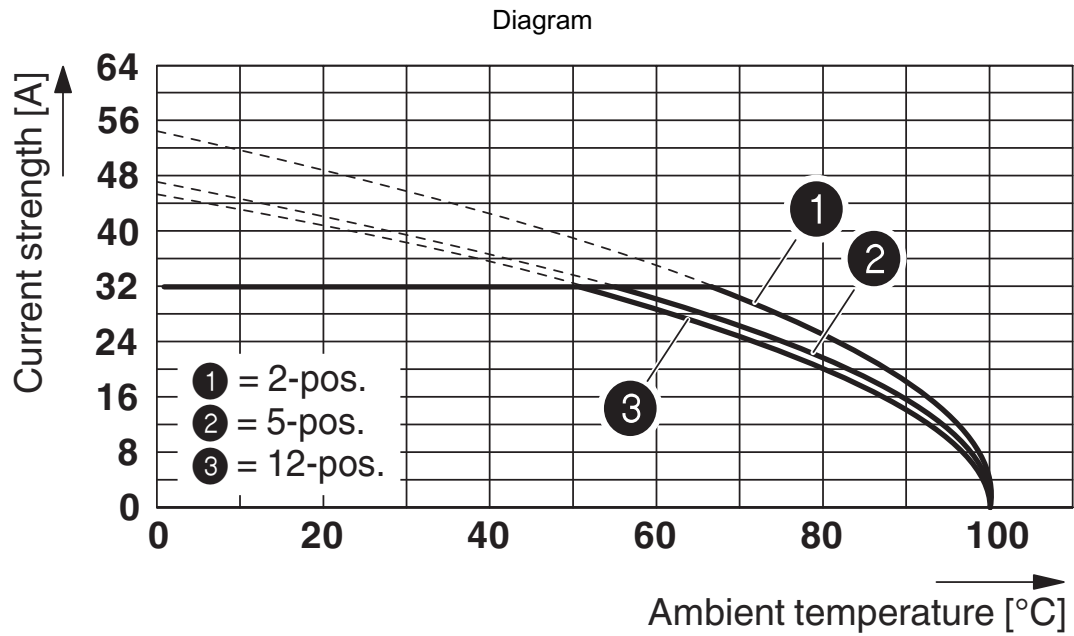
Type: PC 4/...-ST-7,62 with PC 5/...-G-7,62



Type: TSPC 5/...-ST-7,62 with PC 5/...-G-7,62



Derating curve for: PC 5/...-ST1-7,62 with PC 5/...-G-7,62
 Conductor cross section: 10 mm²



Derating curve for: PC 5/...-ST1-7,62 with PC 5/...-G-7,62
Conductor cross section: 6 mm²

PC 5/10-G-7,62 - PCB header





1720547

<https://www.phoenixcontact.com/de/produkte/1720547>

Approvals

To download certificates, visit the product detail page: <https://www.phoenixcontact.com/de/produkte/1720547>

 **EAC**
Approval ID: B.01687

 **cULus Recognized**
Approval ID: E60425-19920722

| | Nominal voltage U_N | Nominal current I_N | Cross section AWG | Cross section mm^2 |
|-------------|-----------------------|-----------------------|-------------------|-----------------------------|
| Use group B | 300 V | 41 A | - | - |
| Use group C | 150 V | 41 A | - | - |
| Use group D | 600 V | 5 A | - | - |

 **UL Recognized**
Approval ID: E60425-19920722

| | Nominal voltage U_N | Nominal current I_N | Cross section AWG | Cross section mm^2 |
|-------------|-----------------------|-----------------------|-------------------|-----------------------------|
| Use group F | 600 V | 41 A | - | - |

1720547

<https://www.phoenixcontact.com/de/produkte/1720547>

Classifications

ECLASS

| | |
|-------------|----------|
| ECLASS-11.0 | 27460201 |
| ECLASS-12.0 | 27460201 |
| ECLASS-13.0 | 27460201 |

ETIM

| | |
|----------|----------|
| ETIM 8.0 | EC002637 |
|----------|----------|

UNSPSC

| | |
|-------------|----------|
| UNSPSC 21.0 | 39121400 |
|-------------|----------|

PC 5/10-G-7,62 - PCB header



1720547

<https://www.phoenixcontact.com/de/produkte/1720547>

Environmental product compliance

| | |
|------------|---|
| China RoHS | Environmentally friendly use period: unlimited = EFUP-e |
| | No hazardous substances above threshold values |

PC 5/10-G-7,62 - PCB header

1720547

<https://www.phoenixcontact.com/de/produkte/1720547>

Accessories

CP-PC RD - Coding profile

1701967

<https://www.phoenixcontact.com/de/produkte/1701967>

Coding profile, for plugging into the coding ribs of the plug at a later date, insulating material, color: Red



POWERCOMBICON PCB-SHIELD - Accessories

1968387

<https://www.phoenixcontact.com/de/produkte/1968387>

Shroud, Accessories, contact surface: Tin, product range: EMV-SCHIRMUNG



PC 5/10-G-7,62 - PCB header

1720547


<https://www.phoenixcontact.com/de/produkte/1720547>



SK 7,62/3,8:FORTL.ZAHLEN - Marker card

0804549

<https://www.phoenixcontact.com/de/produkte/0804549>




Marker card, white, labeled, horizontal: consecutive numbers 1 ... 10, 11 ... 20, etc. up to 91 ... 100, mounting type: adhesive, for terminal block width: 7.62 mm, lettering field size: 7.62 x 3.8 mm

SK 3,8 REEL P7,62 WH CUS - Marker card

0825128

<https://www.phoenixcontact.com/de/produkte/0825128>



Marker card, can be ordered: by card, white, labeled according to customer specifications, mounting type: adhesive, for terminal block width: 7.62 mm, lettering field size: continuous x 3.8 mm

PC 5/10-G-7,62 - PCB header

1720547

<https://www.phoenixcontact.com/de/produkte/1720547>



SK U/3,8 WH:UNBEDRUCKT - Marker card

0803906

<https://www.phoenixcontact.com/de/produkte/0803906>



Marker card, Din A4, white, unlabeled, can be labeled with: PLOTMARK, CMS-P1-PLOTTER, Office printing systems, mounting type: adhesive, for terminal block width: 210 mm, lettering field size: 186 x 3.8 mm, Number of individual labels: 1440

SK 3,8 WH:REEL - Marker strip

0805218

<https://www.phoenixcontact.com/de/produkte/0805218>



Marker strip, Roll, white, unlabeled, can be labeled with: THERMOMARK E.300 (D)/600 (D), THERMOMARK ROLL 2.0, THERMOMARK ROLL, THERMOMARK ROLL X1, THERMOMARK ROLLMASTER 300/600, THERMOMARK X1.2, mounting type: adhesive, lettering field size: continuous x 3.8 mm

PC 5/10-G-7,62 - PCB header

1720547

<https://www.phoenixcontact.com/de/produkte/1720547>



TSPC 5/10-ST-7,62 - PCB connector

1728536

<https://www.phoenixcontact.com/de/produkte/1728536>



PCB connector, nominal cross section: 6 mm², color: green, nominal current: 41 A, rated voltage (III/2): 1000 V, contact surface: Tin, contact connection type: Socket, number of potentials: 10, number of rows: 1, number of positions: 10, number of connections: 20, product range: TSPC 5/..-ST, pitch: 7.62 mm, connection method: Push-in spring connection, conductor/PCB connection direction: 0 °, locking clip: - Locking clip, plug-in system: COMBICON PC 5, locking: without, mounting: without, type of packaging: packed in cardboard

PC 5/10-ST1-7,62 - PCB connector

1777804

<https://www.phoenixcontact.com/de/produkte/1777804>



PCB connector, nominal cross section: 6 mm², color: green, nominal current: 41 A, rated voltage (III/2): 1000 V, contact surface: Tin, contact connection type: Socket, number of potentials: 10, number of rows: 1, number of positions: 10, number of connections: 10, product range: PC 5/..-ST1, pitch: 7.62 mm, connection method: Screw connection with tension sleeve, screw head form: H1L Slotted Phillips recess, conductor/PCB connection direction: 0 °, locking clip: - Locking clip, plug-in system: COMBICON PC 5, locking: without, mounting: without, type of packaging: packed in cardboard

PC 5/10-G-7,62 - PCB header

1720547

<https://www.phoenixcontact.com/de/produkte/1720547>



SPC 5/10-ST-7,62 - PCB connector

1996090

<https://www.phoenixcontact.com/de/produkte/1996090>




PCB connector, nominal cross section: 6 mm², color: green, nominal current: 41 A, rated voltage (III/2): 1000 V, contact surface: Tin, contact connection type: Socket, number of potentials: 10, number of rows: 1, number of positions: 10, number of connections: 10, product range: SPC 5/...-ST, pitch: 7.62 mm, connection method: Push-in spring connection, conductor/PCB connection direction: 0 °, locking clip: - Locking clip, plug-in system: COMBICON PC 5, locking: without, mounting: without, type of packaging: packed in cardboard

TSPC 5/10-STCL-7,62 - PCB connector

1765492

<https://www.phoenixcontact.com/de/produkte/1765492>



PCB connector, nominal cross section: 6 mm², color: green, nominal current: 41 A, rated voltage (III/2): 1000 V, contact surface: Tin, contact connection type: Socket, number of potentials: 20, number of rows: 2, number of positions: 20, number of connections: 20, product range: TSPC 5/...-STCL, pitch: 7.62 mm, connection method: Push-in spring connection, conductor/PCB connection direction: 0 °, locking clip: - without locking clip, plug-in system: COMBICON PC 5, locking: Clip locking, mounting: Click & Lock latching slide, type of packaging: packed in cardboard

PC 5/10-G-7,62 - PCB header

1720547

<https://www.phoenixcontact.com/de/produkte/1720547>



SPC 5/10-STCL-7,62 - PCB connector

1718562

<https://www.phoenixcontact.com/de/produkte/1718562>



PCB connector, nominal cross section: 6 mm², color: green, nominal current: 41 A, rated voltage (III/2): 1000 V, contact surface: Tin, contact connection type: Socket, number of potentials: 10, number of rows: 1, number of positions: 10, number of connections: 10, product range: SPC 5/..-STCL, pitch: 7.62 mm, connection method: Push-in spring connection, conductor/PCB connection direction: 0 °, locking clip: - without locking clip, plug-in system: COMBICON PC 5, locking: Clip locking, mounting: Click & Lock latching slide, type of packaging: packed in cardboard

PC 5/10-STCL1-7,62 - PCB connector

1778146

<https://www.phoenixcontact.com/de/produkte/1778146>



PCB connector, nominal cross section: 6 mm², color: green, nominal current: 41 A, rated voltage (III/2): 1000 V, contact surface: Tin, contact connection type: Socket, number of potentials: 10, number of rows: 1, number of positions: 10, number of connections: 10, product range: PC 5/..-STCL1, pitch: 7.62 mm, connection method: Screw connection with tension sleeve, screw head form: H1L Slotted Phillips recess, conductor/PCB connection direction: 0 °, locking clip: - without locking clip, plug-in system: COMBICON PC 5, locking: Clip locking, mounting: Click & Lock latching slide, type of packaging: packed in cardboard

PC 5/10-G-7,62 - PCB header

1720547

<https://www.phoenixcontact.com/de/produkte/1720547>



IPC 5/10-G-7,62 - PCB header

1708462

<https://www.phoenixcontact.com/de/produkte/1708462>



PCB headers, nominal cross section: 6 mm², color: green, nominal current: 41 A, rated voltage (III/2): 630 V, contact surface: Tin, contact connection type: Socket, number of potentials: 10, number of rows: 1, number of positions: 10, number of connections: 10, product range: IPC 5/..-G, pitch: 7.62 mm, mounting: Wave soldering, pin layout: Linear pinning, solder pin [P]: 5 mm, number of solder pins per potential: 3, plug-in system: COMBICON PC 5, Pin connector pattern alignment: Standard, locking: without, mounting: without, type of packaging: packed in cardboard

IPC 5/10-GU-7,62 - PCB header

1708682

<https://www.phoenixcontact.com/de/produkte/1708682>



PCB headers, nominal cross section: 6 mm², color: green, nominal current: 41 A, rated voltage (III/2): 630 V, contact surface: Tin, contact connection type: Socket, number of potentials: 10, number of rows: 1, number of positions: 10, number of connections: 10, product range: IPC 5/..-GU, pitch: 7.62 mm, mounting: Wave soldering, pin layout: Linear pinning, solder pin [P]: 5 mm, number of solder pins per potential: 3, plug-in system: COMBICON PC 5, Pin connector pattern alignment: reversed, locking: without, mounting: without, type of packaging: packed in cardboard

PC 5/10-G-7,62 - PCB header

1720547

<https://www.phoenixcontact.com/de/produkte/1720547>



IPCV 5/10-G-7,62 - PCB header

1708909

<https://www.phoenixcontact.com/de/produkte/1708909>



PCB headers, nominal cross section: 6 mm², color: green, nominal current: 41 A, rated voltage (III/2): 630 V, contact surface: Tin, contact connection type: Socket, number of potentials: 10, number of rows: 1, number of positions: 10, number of connections: 10, product range: IPCV 5/..-G, pitch: 7.62 mm, mounting: Wave soldering, pin layout: Linear pinning, solder pin [P]: 5 mm, number of solder pins per potential: 3, plug-in system: COMBICON PC 5, Pin connector pattern alignment: Standard, locking: without, mounting: without, type of packaging: packed in cardboard

Phoenix Contact 2023 © - all rights reserved

<https://www.phoenixcontact.com>

PHOENIX CONTACT Deutschland GmbH

Flachsmarktstraße 8

D-32825 Blomberg

+49 52 35/3-1 20 00

info@phoenixcontact.de