

# Printed-circuit board connector - FRONT-MSTB 2,5/ 6-STF-5,08 BK - 1717149

Please be informed that the data shown in this PDF Document is generated from our Online Catalog. Please find the complete data in the user's documentation. Our General Terms of Use for Downloads are valid (<http://phoenixcontact.com/download>)

PCB connector, nominal current: 12 A, number of positions: 6, pitch: 5.08 mm, connection method: Front screw connection, color: black, contact surface: Tin



The figure shows a 10-position version of the product

## Your advantages

- ✓ Well-known connection principle allows worldwide use
- ✓ Optimized for tight installation situations: operation and conductor connection from one direction
- ✓ Screwable flange for superior mechanical stability
- ✓ Low temperature rise, thanks to maximum contact force
- ✓ Allows connection of two conductors



## Key Commercial Data

|                                      |               |
|--------------------------------------|---------------|
| Packing unit                         | 1 pc          |
| Minimum order quantity               | 50 pc         |
| GTIN                                 |               |
| GTIN                                 | 4046356137690 |
| Weight per Piece (excluding packing) | 18.950 g      |
| Custom tariff number                 | 85366990      |
| Country of origin                    | Germany       |

## Technical data

### Dimensions

|              |         |
|--------------|---------|
| Length [ l ] | 27.2 mm |
|--------------|---------|

# Printed-circuit board connector - FRONT-MSTB 2,5/ 6-STF-5,08 BK - 1717149

## Technical data

### Dimensions

|              |          |
|--------------|----------|
| Width [ w ]  | 40.28 mm |
| Height [ h ] | 15 mm    |
| Pitch        | 5.08 mm  |
| Dimension a  | 25.4 mm  |

### General

|                                  |                        |
|----------------------------------|------------------------|
| Range of articles                | FRONT-MSTB 2,5/..-STF  |
| Number of positions              | 6                      |
| Connection method                | Front screw connection |
| Rated voltage (III/3)            | 250 V                  |
| Connection in acc. with standard | EN-VDE                 |
| Nominal current I <sub>N</sub>   | 12 A                   |
| Nominal cross section            | 2.5 mm <sup>2</sup>    |

### Connection data

|   |                      |
|---|----------------------|
| Conductor cross section solid min.  | 0.34 mm <sup>2</sup> |
| Conductor cross section solid max.  | 2.5 mm <sup>2</sup>  |
| Conductor cross section flexible min.   | 0.2 mm <sup>2</sup>  |
| Conductor cross section flexible max.   | 2.5 mm <sup>2</sup>  |
| Conductor cross section flexible, with ferrule without plastic sleeve min.              | 0.25 mm <sup>2</sup> |
| Conductor cross section flexible, with ferrule without plastic sleeve max.              | 2.5 mm <sup>2</sup>  |
| Conductor cross section flexible, with ferrule with plastic sleeve min.                 | 0.25 mm <sup>2</sup> |
| Conductor cross section flexible, with ferrule with plastic sleeve max.                 | 2.5 mm <sup>2</sup>  |
| Conductor cross section AWG min.  | 24                   |
| Conductor cross section AWG max.  | 12                   |
| 2 conductors with same cross section, solid min.  | 0.2 mm <sup>2</sup>  |
| 2 conductors with same cross section, solid max.  | 1.5 mm <sup>2</sup>  |
| 2 conductors with same cross section, stranded min.                                     | 0.2 mm <sup>2</sup>  |
| 2 conductors with same cross section, stranded max.                                     | 1.5 mm <sup>2</sup>  |
| 2 conductors with same cross section, stranded, ferrules without plastic sleeve, min.   | 0.25 mm <sup>2</sup> |
| 2 conductors with same cross section, stranded, ferrules without plastic sleeve, max.   | 1 mm <sup>2</sup>    |
| 2 conductors with same cross section, stranded, TWIN ferrules with plastic sleeve, min. | 0.5 mm <sup>2</sup>  |
| 2 conductors with same cross section, stranded, TWIN ferrules with plastic sleeve, max. | 1 mm <sup>2</sup>    |
| Minimum AWG according to UL/CUL   | 30                   |

# Printed-circuit board connector - FRONT-MSTB 2,5/ 6-STF-5,08 BK - 1717149

## Technical data

### Connection data

|                                 |    |
|---------------------------------|----|
| Maximum AWG according to UL/CUL | 12 |
|---------------------------------|----|

### Standards and Regulations

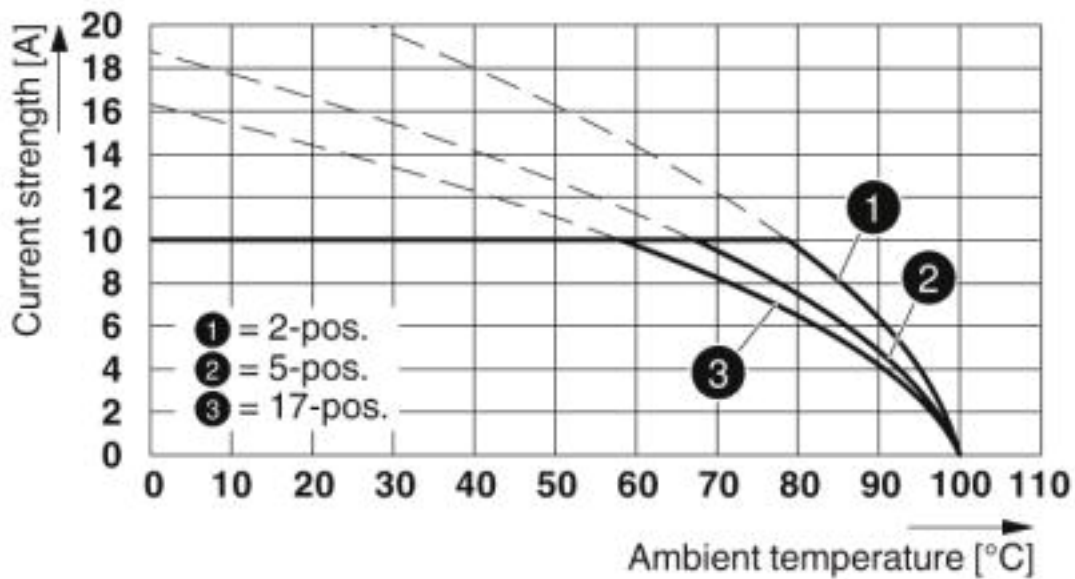
|                                  |        |
|----------------------------------|--------|
| Connection in acc. with standard | EN-VDE |
|                                  | CSA    |

### Environmental Product Compliance

|            |   |
|------------|---|
| China RoHS | Environmentally friendly use period: unlimited = EFUP-e |
|            | No hazardous substances above threshold values          |

## Drawings

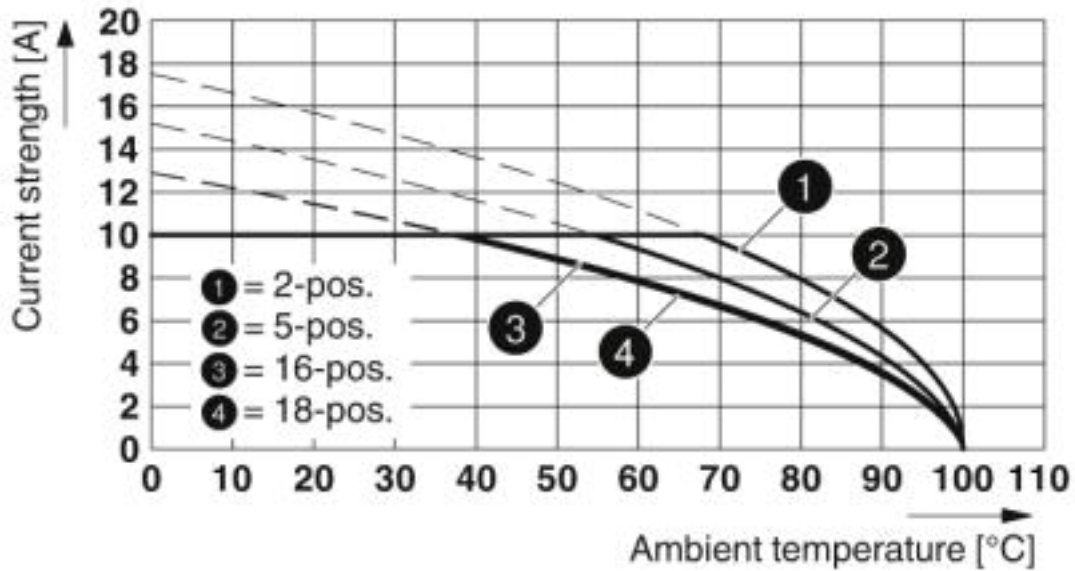
Diagram



Type: FRONT-MSTB 2,5/...-STF-5,08 with MDSTB 2,5/...-GF-5,08

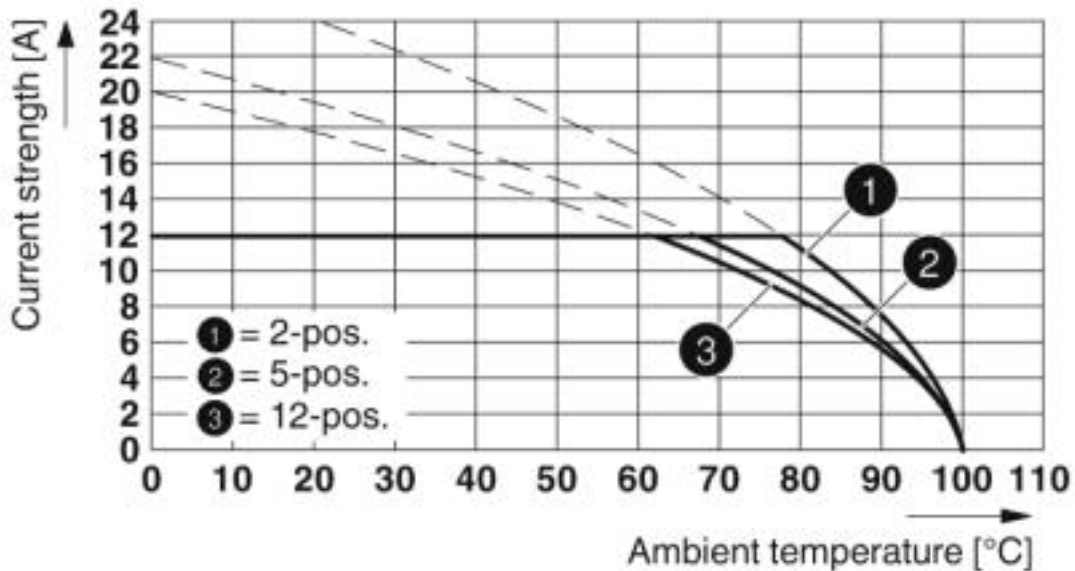
# Printed-circuit board connector - FRONT-MSTB 2,5/ 6-STF-5,08 BK - 1717149

Diagram



Type: FRONT-MSTB 2,5/...-STF-5,08 with MDSTBV 2,5/...-GF-5,08

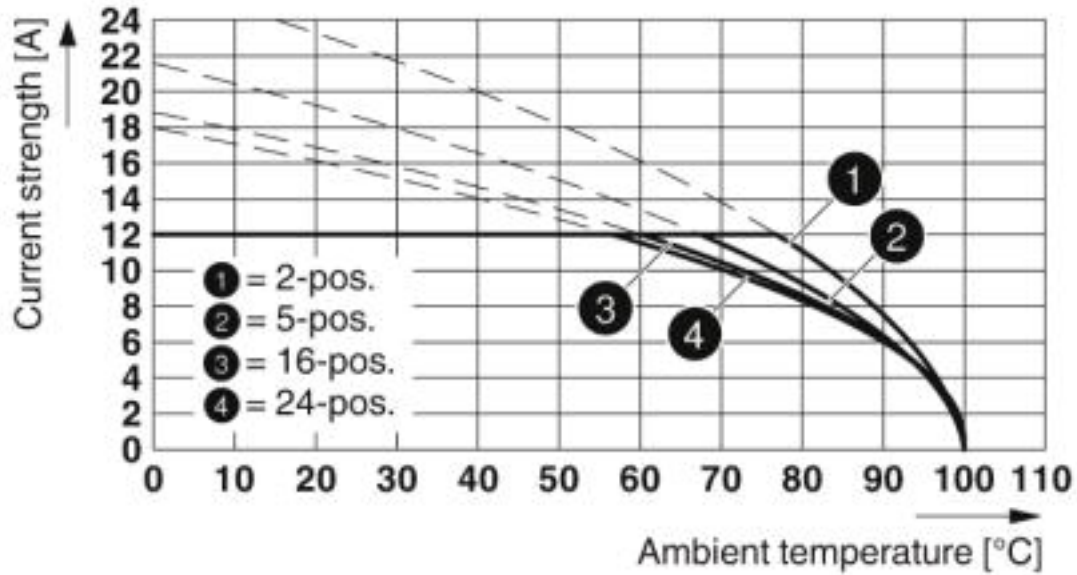
Diagram



Type: FRONT-MSTB 2,5/...-STF-5,08 with CC 2,5/...-GF-5,08 P26THR

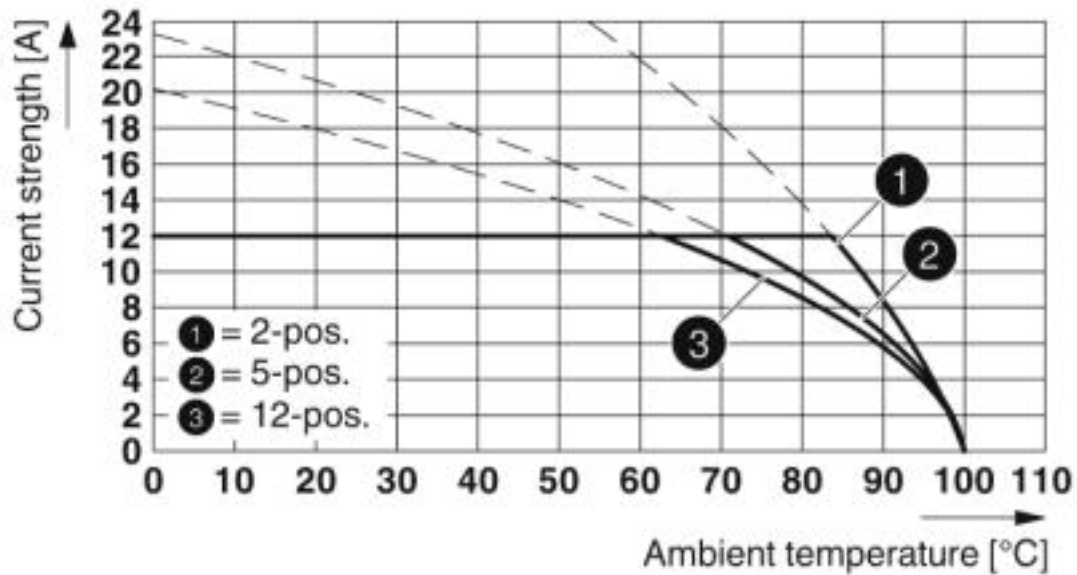
# Printed-circuit board connector - FRONT-MSTB 2,5/ 6-STF-5,08 BK - 1717149

Diagram



Type: FRONT-MSTB 2,5/...-STF-5,08 with MSTB 2,5/...-GF-5,08

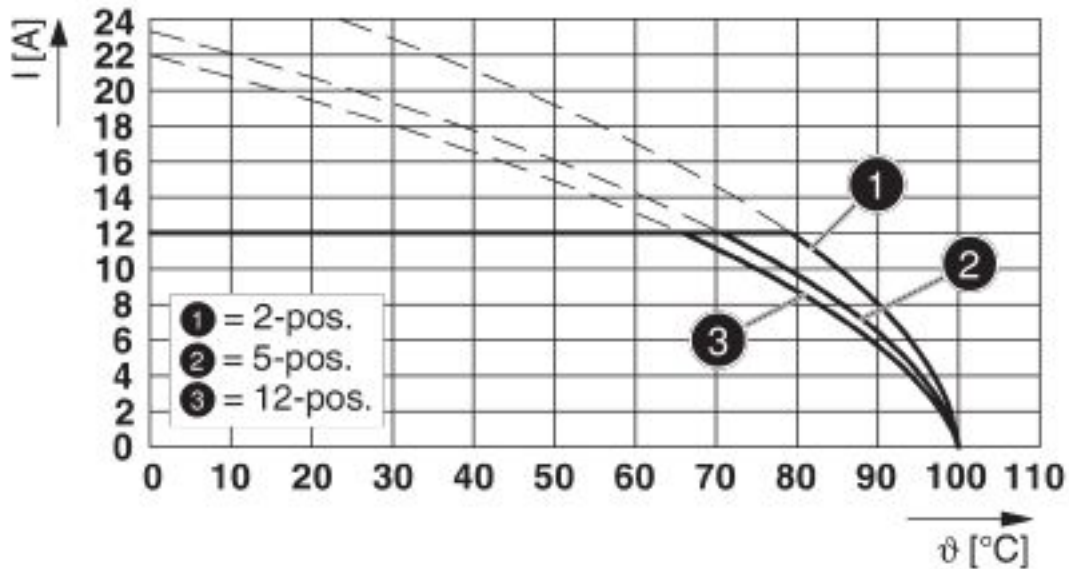
Diagram



Type: FRONT-MSTB 2,5/...-STF-5,08 with CCV 2,5/...-GF-5,08 P26THR

# Printed-circuit board connector - FRONT-MSTB 2,5/ 6-STF-5,08 BK - 1717149

Diagram



Type: FRONT-MSTB 2,5/...-STF-5,08 with CC 2,5/...-GF-5,08-LR P...THR

## Classifications

eCl@ss

|            |          |
|------------|----------|
| eCl@ss 4.0 | 27260700 |
| eCl@ss 4.1 | 27260700 |
| eCl@ss 5.0 | 27260700 |
| eCl@ss 5.1 | 27260700 |
| eCl@ss 6.0 | 27260700 |
| eCl@ss 7.0 | 27440309 |
| eCl@ss 8.0 | 27440309 |
| eCl@ss 9.0 | 27440309 |

ETIM

|          |          |
|----------|----------|
| ETIM 3.0 | EC001121 |
| ETIM 4.0 | EC002638 |
| ETIM 5.0 | EC002638 |
| ETIM 6.0 | EC002638 |
| ETIM 7.0 | EC002638 |

# Printed-circuit board connector - FRONT-MSTB 2,5/ 6-STF-5,08 BK - 1717149

## Classifications

### UNSPSC

|               |          |
|---------------|----------|
| UNSPSC 6.01   | 30211810 |
| UNSPSC 7.0901 | 39121409 |
| UNSPSC 11     | 39121409 |
| UNSPSC 12.01  | 39121409 |
| UNSPSC 13.2   | 39121409 |

## Approvals

### Approvals


#### Approvals


DNV GL / CSA / IECCEB Scheme / VDE Gutachten mit Fertigungsüberwachung / EAC / cULus Recognized

#### Ex Approvals

### Approval details

|        |   |   |            |
|--------|---|---|------------|
| DNV GL |  | <a href="https://approvalfinder.dnvgl.com/">https://approvalfinder.dnvgl.com/</a> | TAE00001EY |
|--------|---|---|------------|


|                            |   |   |       |
|----------------------------|---|---|-------|
| CSA                        |  | <a href="http://www.csagroup.org/services-industries/product-listing/">http://www.csagroup.org/services-industries/product-listing/</a> | 13631 |
|                            | B   | D   |       |
| Nominal voltage UN         | 300 V   | 300 V   |       |
| Nominal current IN         | 15 A  | 10 A  |       |
| mm <sup>2</sup> /AWG/kcmil | 22-12   | 22-12   |       |


|                    |   |   |                |
|--------------------|---|---|----------------|
| IECCEB Scheme      |  | <a href="http://www.iecee.org/">http://www.iecee.org/</a> | DE1-60988-B1B2 |
| Nominal voltage UN | 250 V   |   |                |
| Nominal current IN | 12 A  |   |                |


# Printed-circuit board connector - FRONT-MSTB 2,5/ 6-STF-5,08 BK - 1717149

## Approvals

|                            |          |
|----------------------------|----------|
| mm <sup>2</sup> /AWG/kcmil | 0.34-2.5 |
|----------------------------|----------|

|  |   |  |          |
|--|---|--|----------|
| VDE Gutachten mit<br>Fertigungsüberwachung |  | <a href="http://www2.vde.com/de/Institut/Online-Service/VDE-gepruefteProdukte/Seiten/Online-Suche.aspx">http://www2.vde.com/de/Institut/Online-Service/<br/>VDE-gepruefteProdukte/Seiten/Online-Suche.aspx</a> | 40004701 |
| Nominal voltage UN                         | 250 V   |  |          |
| Nominal current IN                         | 12 A  |  |          |
| mm <sup>2</sup> /AWG/kcmil                 | 0.34-2.5  |  |          |

|     |   |         |
|-----|---|---------|
| EAC |  | B.01742 |
|-----|---|---------|

|                            |   |   |                 |
|----------------------------|---|---|-----------------|
| cULus Recognized           |  | <a href="http://database.ul.com/cgi-bin/XYV/template/LISEXT/1FRAME/index.htm">http://database.ul.com/cgi-bin/XYV/template/LISEXT/1FRAME/index.htm</a> | E60425-19931011 |
|                            | B   | D   |                 |
| Nominal voltage UN         | 300 V   | 300 V   |                 |
| Nominal current IN         | 15 A  | 10 A  |                 |
| mm <sup>2</sup> /AWG/kcmil | 30-12   | 30-12   |                 |