

PCB terminal block - ZFKDSA 1-6,35 - 1704981

Please be informed that the data shown in this PDF Document is generated from our Online Catalog. Please find the complete data in the user's documentation. Our General Terms of Use for Downloads are valid (<http://phoenixcontact.com/download>)




PCB terminal block, Nominal current: 12 A, Nom. voltage: 200 V, Pitch: 3.81 mm, Number of positions: 1, Connection method: Spring-cage connection, Mounting: Wave soldering, Conductor/PCB connection direction: 45 °, Color: green, The article can be aligned to create different nos. of positions!

Product Features

- Pitch: 3.81 mm
- Modular design enables blocking for larger numbers of positions
- Two solder pins for a high level of stability on the PCB
- W type with orange opening lever, enables tool-free actuation of the terminal point
- Single-level PCB single terminal blocks with spring-cage connection



Key Commercial Data

Packing unit	1 pc
Minimum order quantity	50 pc
GTIN	 4 017918 144890
Weight per Piece (excluding packing)	1.31 g
Custom tariff number	85369010
Country of origin	Poland

Technical data

Dimensions

Length	16.9 mm
Pitch	3.81 mm
Constructional height	15 mm
Length of the solder pin	3.5 mm
Pin dimensions	0,7 x 0,8 mm

PCB terminal block - ZFKDSA 1-6,35 - 1704981

Technical data

Dimensions

Hole diameter	1.2 mm
---------------	--------

General

Range of articles	ZFKDS(A) 1
Insulating material group	I
Rated surge voltage (III/3)	2.5 kV
Rated surge voltage (III/2)	2.5 kV
Rated surge voltage (II/2)	2.5 kV
Rated voltage (III/3)	200 V
Rated voltage (III/2)	200 V
Rated voltage (II/2)	400 V
Connection in acc. with standard	EN-VDE
Nominal current I_N	12 A
Nominal cross section	1 mm ²
Maximum load current	12 A (with 1.5 mm ² conductor cross section)
Insulating material	PA
Solder pin surface	Sn
Flammability rating according to UL 94	V0
Stripping length	7.5 mm
Number of positions	1

Connection data

Conductor cross section solid min.	0.14 mm ²
Conductor cross section solid max.	1.5 mm ²
Conductor cross section flexible min.	0.14 mm ²
Conductor cross section flexible max.	1 mm ²
Conductor cross section flexible, with ferrule without plastic sleeve min.	0.25 mm ²
Conductor cross section flexible, with ferrule without plastic sleeve max.	0.5 mm ²
Conductor cross section flexible, with ferrule with plastic sleeve min.	0.25 mm ²
Conductor cross section flexible, with ferrule with plastic sleeve max.	0.5 mm ²
Conductor cross section AWG min.	26
Conductor cross section AWG max.	16

Standards and Regulations

Connection in acc. with standard	EN-VDE
	CUL
Flammability rating according to UL 94	V0

PCB terminal block - ZFKDSA 1-6,35 - 1704981

Classifications

eCl@ss

eCl@ss 4.0	27141109
eCl@ss 4.1	27141109
eCl@ss 5.0	27141190
eCl@ss 5.1	27141190
eCl@ss 6.0	27261101
eCl@ss 7.0	27440401
eCl@ss 8.0	27440401
eCl@ss 9.0	27440401

ETIM

ETIM 3.0	EC001121
ETIM 4.0	EC002637
ETIM 5.0	EC002643

UNSPSC

UNSPSC 6.01	30211801
UNSPSC 7.0901	39121432
UNSPSC 11	39121432
UNSPSC 12.01	39121432
UNSPSC 13.2	39121432

Approvals

Approvals

Approvals

UL Recognized / cUL Recognized / EAC / EAC / cULus Recognized


Ex Approvals


Approvals submitted

Approval details

PCB terminal block - ZFKDSA 1-6,35 - 1704981

Approvals

UL Recognized 		
	B	D
mm ² /AWG/kcmil	26-16	26-16
Nominal current I _N	10 A	10 A
Nominal voltage U _N	250 V	300 V

cUL Recognized 		
	B	D
mm ² /AWG/kcmil	26-16	26-16
Nominal current I _N	10 A	10 A
Nominal voltage U _N	250 V	300 V

EAC

EAC

cULus Recognized 