

PCB terminal block - SPT 5/ 1-V-7,5 VPE500 - 1701369

Please be informed that the data shown in this PDF Document is generated from our Online Catalog. Please find the complete data in the user's documentation. Our General Terms of Use for Downloads are valid (<http://phoenixcontact.com/download>)

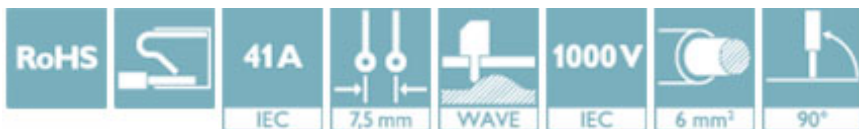


PCB terminal block, nominal current: 41 A, nom. voltage: 1000 V, pitch: 7.5 mm, number of positions: 1, connection method: Push-in spring connection, mounting: Wave soldering, conductor/PCB connection direction: 90 °, color: green

The figure shows a 1-pos. version of the product

Why buy this product

- Time saving push-in connection, tools not required
- Defined contact force ensures that contact remains stable over the long term
- Clamping space opened by means of fixed screwdriver enables convenient conductor connection
- Vertical connection enables multi-row arrangement on the PCB



Key Commercial Data

Packing unit	500 STK
GTIN	
GTIN	4046356528283

Technical data

Item properties

Brief article description	PCB terminal block
Range of articles	SPT 5/..-V
Pitch	7.5 mm
Number of positions	1
Connection method	Push-in spring connection
Mounting type	Wave soldering
Pin layout	Linear double pinning
Number of levels	1

Electrical parameters

Rated current	41 A
Rated insulation voltage (III/2)	1000 V

PCB terminal block - SPT 5/ 1-V-7,5 VPE500 - 1701369

Technical data

Electrical parameters

Rated surge voltage (III/2)	8 kV
-----------------------------	------

Connection capacity

Conductor cross section solid	0.2 mm ² ... 10 mm ²
Conductor cross section flexible	0.2 mm ² ... 6 mm ²
Conductor cross section AWG / kcmil	24 ... 8
Conductor cross section flexible, with ferrule without plastic sleeve	0.25 mm ² ... 6 mm ²
Conductor cross section, flexible, with ferrule, with plastic sleeve	0.25 mm ² ... 4 mm ²
2 conductors with same cross section, stranded, with TWIN ferrules with plastic sleeve	0.25 mm ² ... 1.5 mm ²

Material data - contact

Note	WEEE/RoHS-compliant, free of whiskers according to IEC 60068-2-82/ JEDEC JESD 201
Contact material	Cu alloy
Surface characteristics	Tin-plated
Metal surface terminal point (top layer)	Tin (4 - 8 µm Sn)
Metal surface soldering area (top layer)	Tin (4 - 8 µm Sn)

Material data - housing

Housing color	green (6021)
Insulating material	PA
Insulating material group	I
CTI according to IEC 60112	600
Flammability rating according to UL 94	V0
Glow wire flammability index GWFI according to EN 60695-2-12	850
Glow wire ignition temperature GWIT according to EN 60695-2-13	775
Temperature for the ball pressure test according to EN 60695-10-2	125 °C

Dimensions for the product

Length [l]	18.5 mm
Width [w]	9.3 mm
Height [h]	28.75 mm
Pitch	7.5 mm
Height (without solder pin)	24.15 mm
Solder pin [P]	4.6 mm
Pin dimensions	1.7 x 0.8 mm
Pin spacing	14 mm

Dimensions for PCB design

Hole diameter	2.1 mm
Pin spacing	14 mm

Packaging information

Type of packaging	packed in cardboard
-------------------	---------------------

PCB terminal block - SPT 5/ 1-V-7,5 VPE500 - 1701369

Technical data

Packaging information

Pieces per package	500
Denomination packing units	Pcs.

Ambient conditions

Ambient temperature (storage/transport)	-40 °C ... 70 °C
Ambient temperature (assembly)	-5 °C ... 100 °C
Ambient temperature (operation)	-40 °C

Termination and connection method

Connection test	IEC 60998-2-2:2002-12
Test result	Test passed

Pull-out test

Pull-out test	IEC 60998-2-2:2002-12
	Test passed
Conductor cross section / conductor type / tensile force	0.2 mm ² solid 10 N > 0.2 mm ² / solid / > 10 N
	0.2 mm ² flexible 10 N > 0.2 mm ² / flexible / > 10 N
	10 mm ² solid 90 N > 10 mm ² / solid / > 90 N
	6 mm ² flexible 80 N > 6 mm ² / flexible / > 80 N

Mechanical tests according to standard

Test specification	IEC 60998-2-2 (in parts)
--------------------	--------------------------

Electrical tests

Rated current	41 A
Rated insulation voltage (III/2)	1000 V
Rated surge voltage (III/2)	8 kV

Air clearances and creepage distances

Insulating material group	I
Comparative tracking index (IEC 60112:2003-01)	CTI 600
Voltage	800 V
Rated insulation voltage (III/3)	800 V
Rated insulation voltage (III/2)	1000 V
Rated insulation voltage (II/2)	1000 V
Rated surge voltage (III/3)	8 kV
Rated surge voltage (III/2)	8 kV
Rated surge voltage (II/2)	6 kV
Minimum clearance - inhomogeneous field (III/3)	5.5 mm
Minimum clearance - inhomogeneous field (III/2)	5.5 mm
Minimum clearance - inhomogeneous field (II/2)	5.5 mm
Minimum creepage distance value (III/3)	8 mm
Minimum creepage distance value (III/2)	5 mm
Minimum creepage distance value (II/2)	5 mm

PCB terminal block - SPT 5/ 1-V-7,5 VPE500 - 1701369

Technical data

Current carrying capacity / derating curves

Specification	IEC 60998-2-2 (in parts)
---------------	--------------------------

Vibration test

Resistance to ageing, to humidity conditions, to ingress of solid objects and to harmful ingress of water	Test passed IEC 60998-1:2002-12 168 h/100°C 48 h/30 °C/92 %
Test result	Test passed
Test specification	IEC 60998-1:2002-12
Dry heat	168 h/100°C
Humid heat	48 h/30 °C/92 %

Resistance to ageing, humidity and penetration of solids

Test result	Test passed
Test specification	IEC 60998-1:2002-12
Dry heat	168 h/100°C
Humid heat	48 h/30 °C/92 %

Standards and Regulations

Connection in acc. with standard	EN-VDE
----------------------------------	--------

Environmental Product Compliance

China RoHS	Environmentally friendly use period: unlimited = EFUP-e
	No hazardous substances above threshold values

Approvals


Approvals

Approvals

SEV / CCA / IECCEB Scheme / EAC / cULus Recognized

Ex Approvals


Approval details


SEV		https://www.electrosuisse.ch/en/meta/shop/product-certificates.html	IK-3150
Nominal voltage UN	450 V		
Nominal current IN	41 A		
mm²/AWG/kcmil	6		


PCB terminal block - SPT 5/ 1-V-7,5 VPE500 - 1701369

Approvals

CCA		IK-2956
Nominal voltage UN	450 V	
Nominal current IN	41 A	
mm ² /AWG/kcmil	6	

IECEE CB Scheme		http://www.iecee.org/	CH-7429
Nominal voltage UN	450 V		
Nominal current IN	41 A		
mm ² /AWG/kcmil	6		

EAC		B.01742
-----	--	---------

cULus Recognized		http://database.ul.com/cgi-bin/XYV/template/LISEXT/1FRAME/index.htm	E60425-20061129
	B	C	
Nominal voltage UN	600 V	600 V	
Nominal current IN	36 A	36 A	
mm ² /AWG/kcmil	24-8	24-8	

Phoenix Contact 2018 © - all rights reserved
<http://www.phoenixcontact.com>

PHOENIX CONTACT GmbH & Co. KG
 Flachsmarktstr. 8
 32825 Blomberg
 Germany
 Tel. +49 5235 300
 Fax +49 5235 3 41200
<http://www.phoenixcontact.com>