

Contact insert - HC-D 25-EBUC-R - 1679524

Please be informed that the data shown in this PDF Document is generated from our Online Catalog. Please find the complete data in the user's documentation. Our General Terms of Use for Downloads are valid (<http://phoenixcontact.com/download>)



HEAVYCON female insert, D25 series, 25-pos., crimp connection, rolled contacts



Key Commercial Data

Packing unit	10 STK
GTIN	
GTIN	4017918163754

Technical data

General

Note	For HEAVYCON housing of type D25/50, crimp contacts CK1,6-ER / CK1,6-BR (crimp contacts not included in the scope of supply)
Connection method	Crimp connection
Degree of pollution	3
Overvoltage category	III
Number of positions	25+PE
Insertion/withdrawal cycles	≥ 500
Size	D25
Conductor cross section	0.14 mm ² ... 1.5 mm ²
Connection cross section AWG	26 ... 16
Stripping length of the individual wire	3 mm +0,5 mm (0,14 mm ² ... 0,5 mm ²)
	3.5 mm +1 (0.5 mm ² ... 1.5 mm ²)
Assembly instructions	- Use of HC-CST (1676857) coding pins and HC-CBU (1676860) coding sockets has been prescribed.
Connection	Connectors may be plugged in only when there is no load/voltage.

Ambient conditions

Ambient temperature (operation)	-40 °C ... 125 °C (including heating up of contacts)
---------------------------------	--

Contact insert - HC-D 25-EBUC-R - 1679524

Technical data

Material data

Contact material	Copper alloy
Contact surface material	Ag (alternatively Au)
Contact carrier material	PC

Electrical characteristics

Rated voltage (III/3)	250 V
Rated surge voltage	4 kV
Rated current	10 A

Standards and Regulations


Connection in acc. with standard	CSA
Constructional and testing regulations	DIN VDE 0627/86
	DIN VDE 0110/02.79
	DIN VDE 0110-1/04.97
	IEC 60664-1, DIN IEC 60512
	IEC 60352
Flammability rating according to UL 94	V0

Environmental Product Compliance

China RoHS	Environmentally friendly use period: unlimited = EFUP-e
	No hazardous substances above threshold values

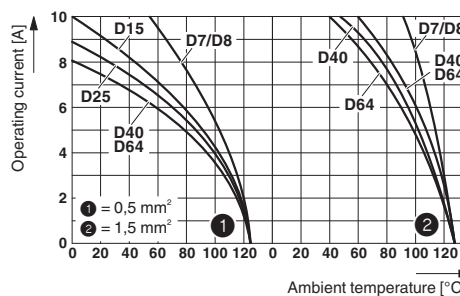
Drawings

Schematic diagram



Connector pin assignment connection side: Left pin; right socket

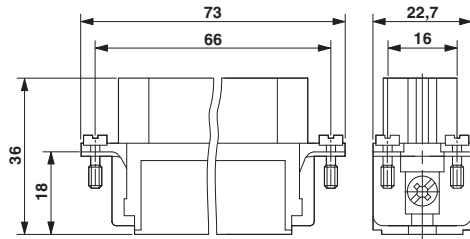
Diagram



Derating diagram: Series HC-D...C-R

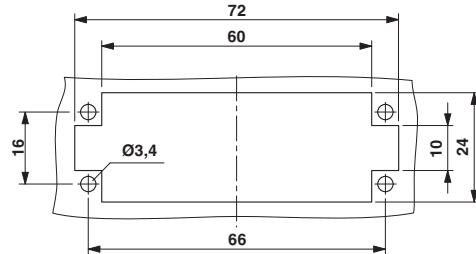
Contact insert - HC-D 25-EBUC-R - 1679524

Dimensional drawing



Female insert

Dimensional drawing



Mounting cutout when used without housing

Approvals

Approvals

Approvals

CSA / UL Recognized / GL / EAC

Ex Approvals

Approval details


CSA		http://www.csagroup.org/services-industries/product-listing/	File 703204
Nominal voltage UN		600 V	
Nominal current IN		10 A	
mm ² /AWG/kcmil		14	

UL Recognized		http://database.ul.com/cgi-bin/XYV/template/LISEXT/1FRAME/index.htm	FILE E 118976
Nominal voltage UN		600 V	
Nominal current IN		10 A	
mm ² /AWG/kcmil		14	

Contact insert - HC-D 25-EBUC-R - 1679524

Approvals

GL		http://exchange.dnv.com/tari/	6196614 HH
----	---	---	------------

EAC			RU C- DE.AI30.B.01102
-----	---	--	--------------------------

Phoenix Contact 2018 © - all rights reserved
<http://www.phoenixcontact.com>

PHOENIX CONTACT GmbH & Co. KG
Flachsmarktstr. 8
32825 Blomberg
Germany
Tel. +49 5235 300
Fax +49 5235 3 41200
<http://www.phoenixcontact.com>