

# AC charging cable - EV-T1G3K-1AC32A-4,0M6,0ESBK01



1623224

<https://www.phoenixcontact.com/pc/products/1623224>

Please be informed that the data shown in this PDF document is generated from our Online Catalog. Please find the complete data in the user documentation. Our General Terms of Use for Downloads are valid.



CHARX connect comfort, AC charging cable, with vehicle charging connector and open cable end, for charging electric vehicles (EV) with alternating current (AC) via type 1 vehicle charging inlets, with protective cap, with locking option for padlock, Type 1, IEC 62196-2, SAE J1772, C-Line, housing: black, gray, PHOENIX CONTACT logo, cable: 4 m, black, straight

## Product Description

AC charging cable with vehicle charging connector and free cable end for charging electric vehicles (EV) with alternating current (AC) via type 1 vehicle charging inlets, for installation at charging stations for e-mobility (EVSE)

## Your advantages

- Complete product range
- Convenient handling due to the ergonomic, triple award-winning design
- Available with your logo on request – for consistent branding of your charging station
- Longitudinal water tightness reliably prevents water ingress
- Developed and produced in accordance with the IATF 16949 automotive standard and ISO 9001
- Tested in accordance with automotive standards LV124, LV214, and LV215-2
- Tested in accordance with EV Ready 37 requirements
- Laser-marked mating face in accordance with DIN EN 17186

## Commercial Data

Item number	1623224
Packing unit	1 pc
Minimum order quantity	1 pc
Product Key	XWBAAA
GTIN	4055626177762
Weight per Piece (including packing)	1.836 kg
Weight per Piece (excluding packing)	1.776 kg
Customs tariff number	85444290
Country of origin	PL

# AC charging cable - EV-T1G3K-1AC32A-4,0M6,0ESBK01



1623224

<https://www.phoenixcontact.com/pc/products/1623224>

## Technical Data

### Product properties

Product type	AC charging cable
Application	for charging electric vehicles (EV) with alternating current (AC) via type 1 vehicle charging inlets for installation at charging stations for electromobility (EVSE)
Type	AC charging cable with vehicle charging connector and open cable end
Design	with protective cap with locking option for padlock
Locking type	Locking option for actuating lever with 4 mm U-lock
Affixed logo	PHOENIX CONTACT logo
Charging mode	Mode 3, Case C
Charging standard	Type 1

### Electrical properties

Type of signal transmission	Pulse width modulation
Note on the connection method	Crimp connection, cannot be disconnected
Coding	480 $\Omega$ (Lever actuated) 150 $\Omega$ (Lever not actuated)
Type of charging current	AC single-phase
Charging power	8 kW
Charging current	32 A

### Power contact

Number	3 (L1, N, PE)
Rated voltage	250 V AC
Rated current	32 A

### Signal contact

Number	2 (CP, CS)
Rated voltage	30 V AC
Rated current	2 A

## Dimensions

### Vehicle charging connector

Width	58 mm
Height	151.1 mm
Depth	236.1 mm

### Vehicle charging connector

Width	58 mm
Height	151.1 mm

# AC charging cable - EV-T1G3K-1AC32A-4,0M6,0ESBK01



1623224

<https://www.phoenixcontact.com/pc/products/1623224>

## Material specifications

Color (Housing)	black (9005)
Color (Handle area)	black (9005)
Color (Actuating element)	silver gray (7001)
Color (Mating face)	black (9005)
Color (Protective cap)	black (9005)
Color (Cable)	black (9005)
Material (Vehicle charging connector)	Plastic
Material (Cable outer sheath)	TPE-U
Material (Contact surface)	Silver

## Cable / line

Cable length	4 m
Wiring standards/regulations	prEN 50620 / DIN EN 50620
Wiring certifications	VDE
Cable weight	max. 305 kg/km
Cable type	Class 5
Cable type	straight
Cable structure	3 x 6.0 mm <sup>2</sup> + 1 x 0.5 mm <sup>2</sup>
External cable diameter	12.8 mm ±0.4 mm
Outer sheath, material	TPE-U
Stripping length of the sheath	70 mm ±5 mm
Cable resistance	≤ 0.0033 Ω/m (based on a power core, at an ambient temperature of 20°C)

## Mechanical properties

Bending radius	min. 96 mm (7.5x diameter)
----------------	----------------------------

### Mechanical data

Insertion/withdrawal cycles	> 10000
Insertion force	< 75 N
Withdrawal force	< 75 N

## Environmental and real-life conditions

### Ambient conditions

Degree of protection Vehicle charging inlet	IP44 (plugged in; when plugged in and ready to operate, the degree of protection is only ensued if both plug-in components are original products from Phoenix Contact or suitable standard-compliant products)
Degree of protection Protective cap	IP54
Ambient temperature (operation)	-30 °C ... 50 °C
Ambient temperature (storage/transport)	-40 °C ... 80 °C
Altitude	5000 m (above sea level)

## Standards and regulations

# AC charging cable - EV-T1G3K-1AC32A- 4,0M6,0ESBK01



1623224

<https://www.phoenixcontact.com/pc/products/1623224>

## Standards

Standards/regulations	IEC 62196-2
	SAE J1772

# AC charging cable - EV-T1G3K-1AC32A-4,0M6,0ESBK01

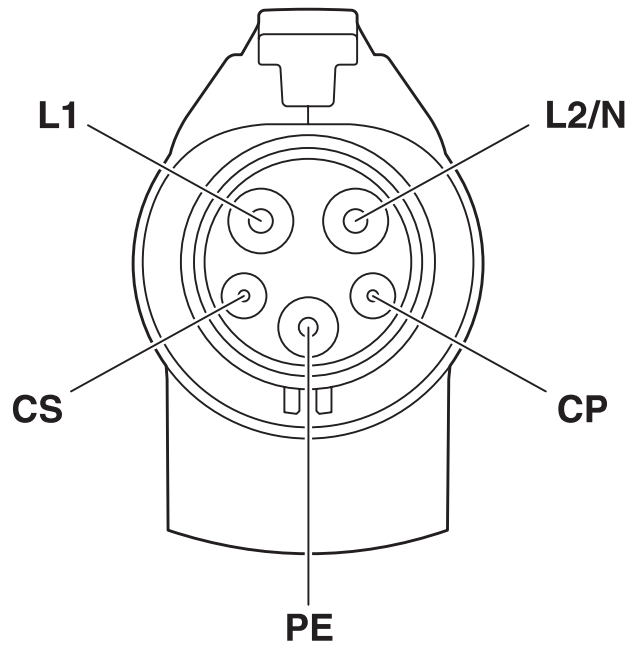


1623224

<https://www.phoenixcontact.com/pc/products/1623224>

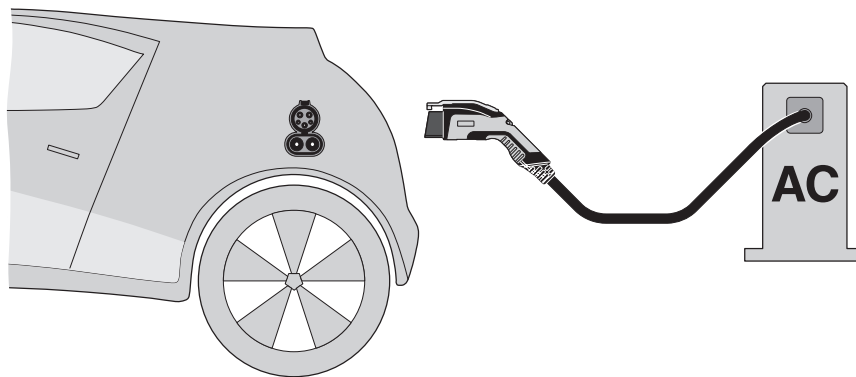
## Drawings

Connection diagram



Pin assignment of the Vehicle Connector

Schematic diagram



Terminology definition

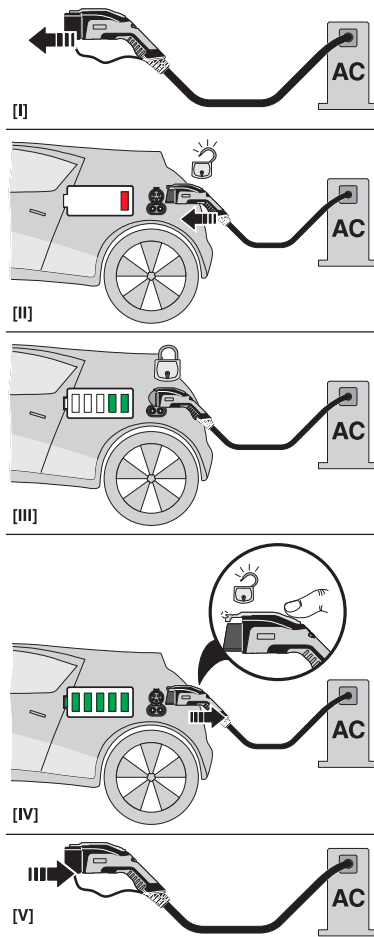
# AC charging cable - EV-T1G3K-1AC32A-4,0M6,0ESBK01



1623224

<https://www.phoenixcontact.com/pc/products/1623224>

## Schematic diagram



Operating instructions

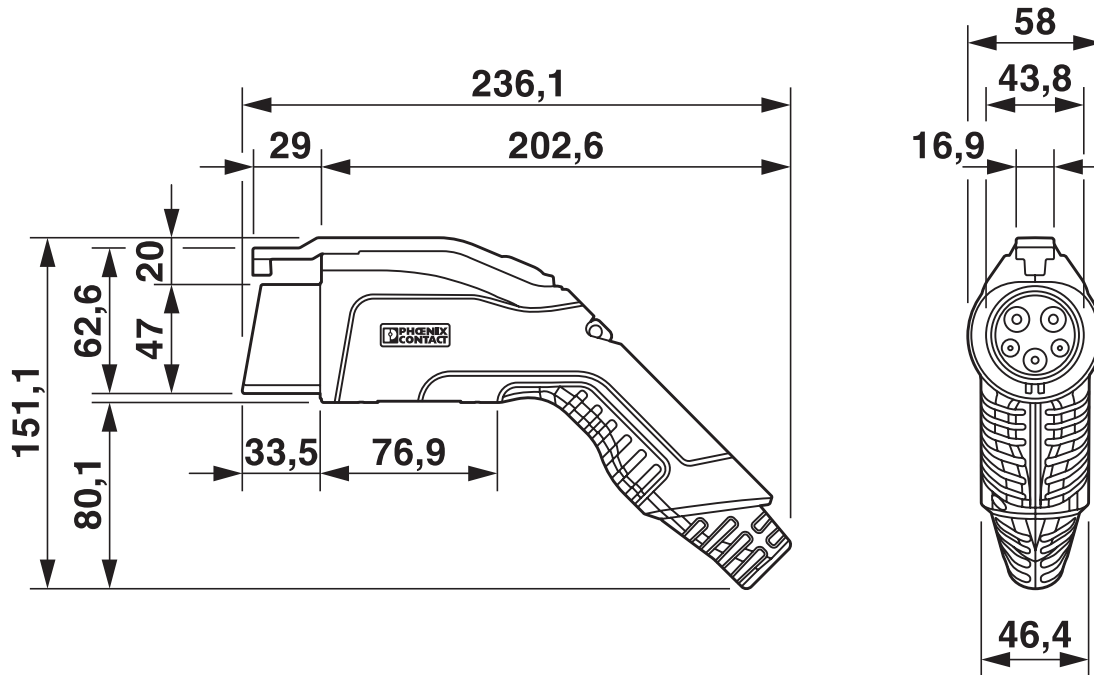
# AC charging cable - EV-T1G3K-1AC32A-4,0M6,0ESBK01



1623224

<https://www.phoenixcontact.com/pc/products/1623224>

Dimensional drawing



Make sure that the vehicle charging connector is placed in an appropriate charging connector holder, which ensures a minimum protection rating of IP24 in accordance with IEC 61851-1, for the entire time between charging. To create this charging connector holder, use the dimensions of the vehicle charging connector. Detailed dimensions can also be found in the Download area.


# AC charging cable - EV-T1G3K-1AC32A-4,0M6,0ESBK01




1623224

<https://www.phoenixcontact.com/pc/products/1623224>

## Approvals

 <b>IECEE CB Scheme</b> Approval ID: DE1-60844				
	Nominal Voltage $U_N$	Nominal Current $I_N$	Cross Section AWG	Cross Section $\text{mm}^2$
	250 V	32 A	-	-

 <b>VDE Zeichengenehmigung</b> Approval ID: 40045364				
	Nominal Voltage $U_N$	Nominal Current $I_N$	Cross Section AWG	Cross Section $\text{mm}^2$
	250 V	32 A	-	-

# AC charging cable - EV-T1G3K-1AC32A-4,0M6,0ESBK01



1623224

<https://www.phoenixcontact.com/pc/products/1623224>

## Classifications

### ECLASS

ECLASS-9.0	27144705
ECLASS-10.0.1	27144705
ECLASS-11.0	27144705

### ETIM

ETIM 8.0	EC002897
----------	----------

### UNSPSC

UNSPSC 21.0	39121500
-------------	----------

# AC charging cable - EV-T1G3K-1AC32A-4,0M6,0ESBK01



1623224

<https://www.phoenixcontact.com/pc/products/1623224>

## Environmental Product Compliance

REACH SVHC	Lead 7439-92-1
China RoHS	Environmentally Friendly Use Period = 10; For information on hazardous substances, refer to the manufacturer's declaration available under "Downloads"