

## Device connector, front mounting - CA-12P1N122S00 - 1619968

Please be informed that the data shown in this PDF Document is generated from our Online Catalog. Please find the complete data in the user's documentation. Our General Terms of Use for Downloads are valid (<http://phoenixcontact.com/download>)




Device connector for front wall, straight, shielded: yes, for standard and SPEEDCON interlock, M23, No. of pos.: 12, type of contact: Pin, Solder connection, Flat gasket, 4x Ø 3.2, flange dimensions: 25 mm x 25 mm

### Your advantages

- ✓ Safe use in the field, thanks to high degree of protection
- ✓ Connector for flexible on-site assembly
- ✓ Consistent EMC protection for reliable transmission of signals
- ✓ Solder connection: proven connection technology for various litz wires

### Key Commercial Data

Packing unit	1 pc
GTIN	 4 046356 820141
GTIN	4046356820141
Weight per Piece (excluding packing)	60.000 g
Custom tariff number	85366990
Country of origin	Germany

### Technical data

#### Temperature range

Ambient temperature (operation)	-40 °C ... 125 °C
---------------------------------	-------------------

#### Data of the insulating body

Coding	N
Insulator material	PBT
Contact material	CuZn

## Device connector, front mounting - CA-12P1N122S00 - 1619968

### Technical data

#### Data of the insulating body

Contact surface material	Ni/Au
Insertion/withdrawal cycles mechanical	100
Contact connection method	Solder connection
Type of contacts	Pin
Application	Signal
Number of positions	12
Contact diameter of signal contacts	1 mm
Litz wire cross section of signal contacts max.	1 mm <sup>2</sup>
Nominal current per signal contact at 25°C	8 A
Nominal voltage, signal contact	150 V
Rated surge voltage	1.5 kV
Overvoltage category	II
Degree of pollution	3

#### Housing data

Housing material	CuZn
Flange dimensions	25 mm x 25 mm
Type of locking	for standard and SPEEDCON interlock
Degree of protection (when plugged in)	IP67
Thread type	M23

#### Environmental Product Compliance

	Lead 7439-92-1
China RoHS	Environmentally Friendly Use Period = 50
	For details about hazardous substances go to tab "Downloads", Category "Manufacturer's declaration"

### Classifications

#### eCl@ss

eCl@ss 5.1	27143400
eCl@ss 6.0	27279200
eCl@ss 7.0	27440103
eCl@ss 8.0	27440103
eCl@ss 9.0	27440102

#### ETIM

ETIM 3.0	EC001121
ETIM 4.0	EC002635

## Device connector, front mounting - CA-12P1N122S00 - 1619968

### Classifications

#### ETIM

ETIM 5.0	EC002061
ETIM 6.0	EC002061

#### UNSPSC

UNSPSC 6.01	43172015
UNSPSC 7.0901	43201404
UNSPSC 11	43172015
UNSPSC 12.01	43201404
UNSPSC 13.2	39121413

### Approvals


#### Approvals


#### Approvals

UL Recognized / cUL Recognized / EAC / cULus Recognized

#### Ex Approvals

### Approval details

UL Recognized		<a href="http://database.ul.com/cgi-bin/XYV/template/LISEXT/1FRAME/index.htm">http://database.ul.com/cgi-bin/XYV/template/LISEXT/1FRAME/index.htm</a>	E335019-20141210
Nominal voltage UN	150 V		
Nominal current IN	8 A		
mm <sup>2</sup> /AWG/kcmil	18		

cUL Recognized		<a href="http://database.ul.com/cgi-bin/XYV/template/LISEXT/1FRAME/index.htm">http://database.ul.com/cgi-bin/XYV/template/LISEXT/1FRAME/index.htm</a>	E335019-20141210
Nominal voltage UN	150 V		
Nominal current IN	6 A		
mm <sup>2</sup> /AWG/kcmil	18		

## Device connector, front mounting - CA-12P1N122S00 - 1619968

### Approvals

EAC		B.01742
-----	---	---------

cULus Recognized		
------------------	---	--

### Accessories

#### Accessories

#### Mounting material

Color-coding - CA-Z0120 - 1620704



Color-coding, color: green

Color-coding - CA-Z0121 - 1620705



Color-coding, color: orange

Color-coding - CA-Z0122 - 1620706



Color-coding, color: black

## Device connector, front mounting - CA-12P1N122S00 - 1619968

### Accessories

Contact removal tool - CA-Z0001 - 1620699



Unlocking tool for contact carriers for snapping in the M23 signal device connectors

---

### Protective cover

Protective cap - SF-Z0019 - 1607449



Plastic protection cap, with eye, IP40 for connectors with M23 external thread, RF, SF series

---

Protective cap - RC-Z2059 - 1604225



Plastic protection cap for connectors with M23 external thread

---

Plastic anti-static dust protection cap - RC-Z2469 - 1611797



Plastic protection cap, antistatic, for RF, SF, CA, RC series connectors, with M23 external thread

---

Metal protective cap - RC-Z2104 - 1604260



Metal protection cap for signal connectors with M23 external thread

---

## Device connector, front mounting - CA-12P1N122S00 - 1619968

### Accessories

Metal protective cap - RC-Z2068 - 1604236



Metal protection cap with steel wire for signal connectors with M23 external thread

---

Phoenix Contact 2019 © - all rights reserved  
<http://www.phoenixcontact.com>