

Cable connector - SF-5ES1N8A8LB1S



1618198

<https://www.phoenixcontact.com/pc/products/1618198>

Please be informed that the data shown in this PDF document is generated from our Online Catalog. Please find the complete data in the user documentation. Our General Terms of Use for Downloads are valid.



Cable connector, SPEEDCON locking, M23, number of positions: 5+PE, type of contact: Socket, shielded: yes, degree of protection: IP67, cable diameter range: 15 mm ... 18 mm, number of positions: 6, connection method: Crimp connection, series: SF

Your advantages

- Consistent EMC protection for reliable connection solutions in the industrial environment
- Crimping connection: vibration- and temperature-resistant assembly
- Flexible use: reliably connect various cable diameters
- Molded designs with pre-assembled cables on one or both sides

Cable connector - SF-5ES1N8A8LB1S



1618198

<https://www.phoenixcontact.com/pc/products/1618198>

Commercial Data

Item number	1618198
Packing unit	1 pc
Minimum order quantity	1 pc
Note	Made to Order (non-returnable)
Product Key	ABRCBH
Catalog Page	Page 154 (C-2-2019)
GTIN	4046356584371
Weight per Piece (including packing)	133 g
Weight per Piece (excluding packing)	99.98 g
Customs tariff number	85366990
Country of origin	DE

Technical Data

Notes

Order information:	Order crimp contacts 6 x Ø 2 mm separately
--------------------	--

Safety note

Safety note	<p>WARNING: The connectors may not be plugged in or disconnected under load. Ignoring the warning or improper use may damage persons and/or property.</p>
	<ul style="list-style-type: none"> • WARNING: Commission properly functioning products only. The products must be regularly inspected for damage. Decommission defective products immediately. Replace damaged products. Repairs are not possible.
	<ul style="list-style-type: none"> • WARNING: Only electrically qualified personnel may install and operate the product. They must observe the following safety notes. The qualified personnel must be familiar with the basics of electrical engineering. They must be able to recognize and prevent danger. The relevant symbol on the packaging indicates that only personnel familiar with electrical engineering are allowed to install and operate the product.
	<ul style="list-style-type: none"> • The products are suitable for applications in plant, controller, and electrical device engineering.
	<ul style="list-style-type: none"> • When operating the connectors in outdoor applications, they must be separately protected against environmental influences.
	<ul style="list-style-type: none"> • Assembled products may not be manipulated or improperly opened.
	<ul style="list-style-type: none"> • Only use mating connectors that are specified in the technical data of the standards listed (e.g. the ones listed in the product accessories online at phoenixcontact.com/products).
	<ul style="list-style-type: none"> • When using the product in direct connection with third-party manufacturers, the user is responsible.
	<ul style="list-style-type: none"> • For operating voltages > 50 V AC, conductive connector housings must be grounded
	<ul style="list-style-type: none"> • Ensure that the protective or functional ground has been properly connected.
	<ul style="list-style-type: none"> • VDE 0100/1.97 § 411.1.3.2 and DIN EN 60 204/11.98 § 14.1.3 are applicable when combining several circuits in a cable and/or connector
	<ul style="list-style-type: none"> • Only use tools recommended by Phoenix Contact
	<ul style="list-style-type: none"> • The installation notes/Design In documents online on the download page at phoenixcontact.com/products must be observed for this product.
	<ul style="list-style-type: none"> • Operate the connector only when it is fully plugged in and interlocked.
<ul style="list-style-type: none"> • Ensure that when laying the cable, the tensile load on the connectors does not exceed the upper limit specified in the standards. 	
<ul style="list-style-type: none"> • Observe the minimum bending radius of the cable. Lay the cable without twisting it. 	
<ul style="list-style-type: none"> • The connector warms up in normal operation. Depending on the ambient conditions, the surface of the connector can continue to warm up. In this case, the user is responsible for posting 	

Cable connector - SF-5ES1N8A8LB1S



1618198

<https://www.phoenixcontact.com/pc/products/1618198>

warnings (e.g. DIN EN ISO 13732-1:2008-12).

Product properties

Product type	Circular connector (cable-side)
Number of positions	6
Connection profile	5+PE
Application	Power
Locking type	SPEEDCON locking
Series	SF
Shielded	yes
Coding	N
Thread type	M23

Ambient conditions

Degree of protection	IP67
Ambient temperature (operation)	-40 °C ... 125 °C
Altitude	3000 m

Electrical properties

Contact

Contact diameter	2 mm
Max. current	30 A
Nominal voltage U_N	630 V
Overvoltage category	III
Rated surge voltage	6 kV

Contact

Contact diameter	2 mm
Max. current	30 A
Nominal voltage U_N	630 V
Overvoltage category	III
Rated surge voltage	6 kV

Material specifications

Seal material	FPM
Housing material	Metal

Connection data

Conductor connection

Connection method	Crimp connection
-------------------	------------------

Cable / line

Cable structure

External cable diameter	15 mm ... 18 mm
-------------------------	-----------------

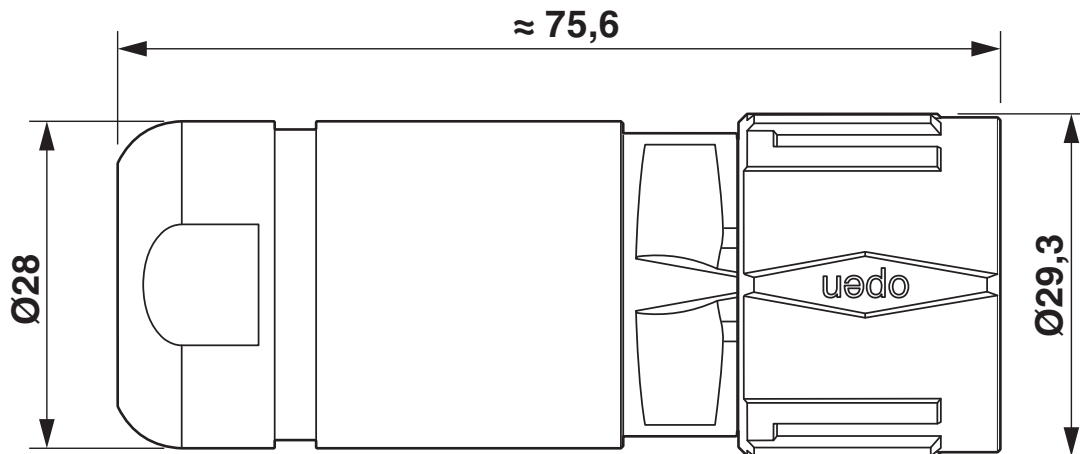
Cable connector - SF-5ES1N8A8LB1S

1618198

<https://www.phoenixcontact.com/pc/products/1618198>

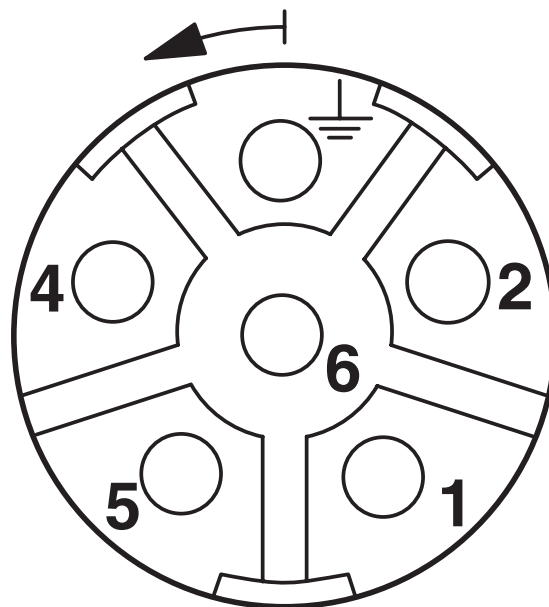
Drawings

Dimensional drawing



Dimensional drawing

Schematic diagram



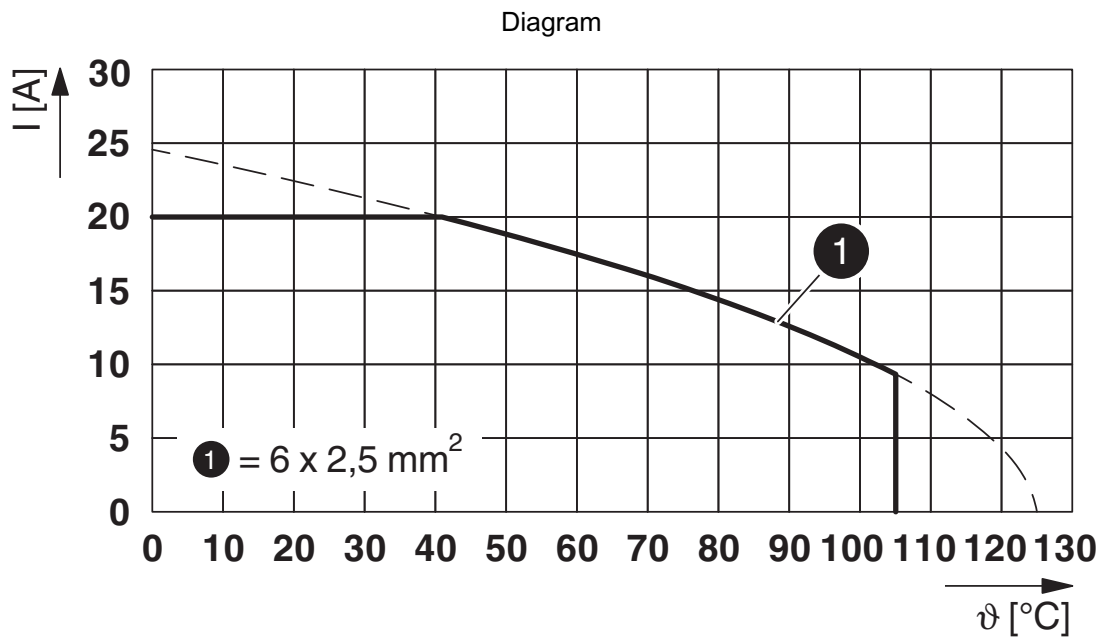
Connector pin assignment

Cable connector - SF-5ES1N8A8LB1S



1618198

<https://www.phoenixcontact.com/pc/products/1618198>



I = current strength, ϑ = ambient temperature, 6x 20 A

Cable connector - SF-5ES1N8A8LB1S




1618198

<https://www.phoenixcontact.com/pc/products/1618198>

Approvals

	cUL Recognized Approval ID: E153698-20041116				
	Nominal Voltage U_N	Nominal Current I_N	Cross Section AWG	Cross Section mm^2	
	600 V	18 A	- 12	-	

	UL Recognized Approval ID: E153698-20041116				
	Nominal Voltage U_N	Nominal Current I_N	Cross Section AWG	Cross Section mm^2	
	600 V	27 A	- 12	-	

	EAC Approval ID: B.01687				
---	------------------------------------	--	--	--	--

cULus Recognized					
-------------------------	--	--	--	--	--

Cable connector - SF-5ES1N8A8LB1S



1618198

<https://www.phoenixcontact.com/pc/products/1618198>

Classifications

ECLASS

ECLASS-9.0	27440102
ECLASS-10.0.1	27440102
ECLASS-11.0	27440102

ETIM

ETIM 8.0	EC002635
----------	----------

UNSPSC

UNSPSC 21.0	39121400
-------------	----------

Cable connector - SF-5ES1N8A8LB1S



1618198

<https://www.phoenixcontact.com/pc/products/1618198>

Environmental Product Compliance

REACH SVHC	Lead 7439-92-1
China RoHS	Environmentally Friendly Use Period = 50 years
	For information on hazardous substances, refer to the manufacturer's declaration available under "Downloads"

Cable connector - SF-5ES1N8A8LB1S



1618198

<https://www.phoenixcontact.com/pc/products/1618198>

Accessories

Crimp contact

Crimp contact - SF-7PS2000 - 1605636

<https://www.phoenixcontact.com/pc/products/1605636>



Crimp contact, turned, Single contact, contact diameter: 2 mm, crimp range: 0.25 mm² ... 1 mm²

Crimp contact

Crimp contact - SF-7NS2000 - 1605631

<https://www.phoenixcontact.com/pc/products/1605631>



Crimp contact, turned, Single contact, contact diameter: 2 mm, crimp range: 0.75 mm² ... 1.5 mm²

Cable connector - SF-5ES1N8A8LB1S

1618198

<https://www.phoenixcontact.com/pc/products/1618198>

Crimp contact

Crimp contact - SF-7QS2000 - 1605643

<https://www.phoenixcontact.com/pc/products/1605643>



Crimp contact, turned, Single contact, contact diameter: 2 mm, crimp range: 1 mm² ... 2.5 mm²

Crimp contact

Crimp contact - SF-7MS2000 - 1605628

<https://www.phoenixcontact.com/pc/products/1605628>



Crimp contact, turned, Single contact, contact diameter: 2 mm, crimp range: 4 mm² ... 4 mm²

Cable connector - SF-5ES1N8A8LB1S

1618198

<https://www.phoenixcontact.com/pc/products/1618198>

Protective cap

Protective cap - RC-Z2058 - 1604223

<https://www.phoenixcontact.com/pc/products/1604223>

Plastic protection cap for connectors with M23 knurled nut



Plastic anti-static dust protection cap

Plastic anti-static dust protection cap - RC-Z2468 - 1611796

<https://www.phoenixcontact.com/pc/products/1611796>

Plastic protection cap, antistatic, for connectors with M23 knurled nut



Cable connector - SF-5ES1N8A8LB1S

1618198

<https://www.phoenixcontact.com/pc/products/1618198>

Metal protective cap

Metal protective cap - SC-Z2322 - 1605459

<https://www.phoenixcontact.com/pc/products/1605459>

Metal dust protection cap with steel wire for power plugs with M23 knurled nuts



Color-coding

Color-coding - SF-Z0064 - 1620585

<https://www.phoenixcontact.com/pc/products/1620585>

Color-coding, color: green



Cable connector - SF-5ES1N8A8LB1S

1618198

<https://www.phoenixcontact.com/pc/products/1618198>

Color-coding

Color-coding - SF-Z0065 - 1620586

<https://www.phoenixcontact.com/pc/products/1620586>

Color-coding, color: orange



Color-coding

Color-coding - SF-Z0066 - 1620587

<https://www.phoenixcontact.com/pc/products/1620587>

Color-coding, color: black



Cable connector - SF-5ES1N8A8LB1S

1618198

<https://www.phoenixcontact.com/pc/products/1618198>



Torque screwdriver

Torque screwdriver - SF-Z0028 - 1607456

<https://www.phoenixcontact.com/pc/products/1607456>

Torque screwdriver, series: RC



Hook wrench

Hook wrench - SF-Z0027 - 1607455

<https://www.phoenixcontact.com/pc/products/1607455>

Hook wrench, series: RC



Cable connector - SF-5ES1N8A8LB1S



1618198

<https://www.phoenixcontact.com/pc/products/1618198>

Square mounting flange

Square mounting flange - SF-Z0068 - 1620927

<https://www.phoenixcontact.com/pc/products/1620927>



Square mounting flange, 4xM3, flange dimensions: 38 mm x 38 mm, series: SF

Phoenix Contact 2022 © - all rights reserved

<https://www.phoenixcontact.com>

PHOENIX CONTACT GmbH & Co. KG

Flachsmarktstraße 8

D-32825 Blomberg

+49 (0) 5235-3 00

info@phoenixcontact.com