

Connector - SACC-M12FS-4SC SH CCL - 1559770

Please be informed that the data shown in this PDF Document is generated from our Online Catalog. Please find the complete data in the user's documentation. Our General Terms of Use for Downloads are valid (<http://phoenixcontact.com/download>)



Connector, CC link, 4-position, shielded, Socket straight M12, A-coded, Spring-cage connection, Knurl material: Nickel-plated brass, External cable diameter 4 mm ... 8 mm

Product Features

- ✓ Safe use in the field, thanks to a high degree of protection
- ✓ Flexible: connectors for on-site assembly
- ✓ Spring-cage connection: connect more securely, even in the case of shock and vibration, thanks to high contact forces
- ✓ Reliable signal transmission - 360° shielding in environments with electromagnetic interference



CC-Link

Key Commercial Data

| | |
|--------------------------------------|----------|
| Packing unit | 1 pc |
| Weight per Piece (excluding packing) | 54.0 g |
| Custom tariff number | 85366990 |
| Country of origin | Germany |

Technical data

Dimensions

| | |
|---|---------------|
| External diameter | 4 mm ... 8 mm |
| Stripping length of the sheath | 33 mm |
| Stripping length of the individual wire | 10 mm |

Ambient conditions

| | |
|---------------------------------|------------------|
| Ambient temperature (operation) | -40 °C ... 85 °C |
| Degree of protection | IP67 |

General

| | |
|-----------------------|---------|
| Rated current at 40°C | 4 A |
| Rated voltage | 60 V DC |
| | 48 V AC |

Connector - SACC-M12FS-4SC SH CCL - 1559770

Technical data

General

| | |
|-----------------------------|--|
| Number of positions | 4 |
| Insulation resistance | ≥ 100 MΩ |
| Coding | A - standard |
| Standards/regulations | M12 connector IEC 61076-2-101 |
| Signal type/category | CC link |
| Status display | No |
| Overvoltage category | II |
| Pollution degree | 3 |
| Connection method | Spring-cage connection |
| Conductor cross section | 0.14 mm ² ... 0.5 mm ² |
| Conductor cross section AWG | 26 ... 20 |
| Insertion/withdrawal cycles | ≥ 100 |
| Torque | 0.4 Nm (M12 knurl) |
| | 0.8 Nm (Connector with coupling sleeve) |
| | 3 Nm (Pressure nut) |
| Assembly instructions | The wires can be connected both with ferrules and without ferrules |

Material

| | |
|--|------------------------------|
| Flammability rating according to UL 94 | V0 |
| Contact material | CuSn |
| Contact surface material | Ni/Au |
| Contact carrier material | PA 66 |
| Material of grip body | Zinc die-cast, nickel-plated |
| Material, knurls | Nickel-plated brass |
| Sealing material | NBR |

Standards and Regulations

| | |
|--|-----------------|
| Standard designation | M12 connector |
| Standards/regulations | IEC 61076-2-101 |
| Connection in acc. with standard | CUL |
| Flammability rating according to UL 94 | V0 |

Classifications

eCl@ss

| | |
|------------|----------|
| eCl@ss 4.0 | 27250313 |
| eCl@ss 4.1 | 27250313 |
| eCl@ss 5.0 | 27143423 |

Connector - SACC-M12FS-4SC SH CCL - 1559770

Classifications

eCl@ss

| | |
|------------|----------|
| eCl@ss 5.1 | 27143423 |
| eCl@ss 6.0 | 27143423 |
| eCl@ss 7.0 | 27449001 |
| eCl@ss 8.0 | 27440104 |

ETIM

| | |
|----------|----------|
| ETIM 3.0 | EC002062 |
| ETIM 4.0 | EC002062 |
| ETIM 5.0 | EC002062 |

UNSPSC

| | |
|---------------|----------|
| UNSPSC 6.01 | 31251501 |
| UNSPSC 7.0901 | 31251501 |
| UNSPSC 11 | 31251501 |
| UNSPSC 12.01 | 31251501 |
| UNSPSC 13.2 | 31251501 |

Approvals

Approvals

Approvals

UL Recognized / cUL Recognized / EAC / cULus Recognized

Ex Approvals

Approvals submitted

Approval details

| | |
|--------------------|-------|
| UL Recognized | |
| Nominal current IN | 4 A |
| Nominal voltage UN | 300 V |

Connector - SACC-M12FS-4SC SH CCL - 1559770

Approvals

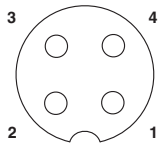
| | |
|--------------------------------|-------|
| cUL Recognized | |
| Nominal current I _N | 4 A |
| Nominal voltage U _N | 300 V |

| |
|-----|
| EAC |
|-----|

| |
|------------------|
| cULus Recognized |
|------------------|

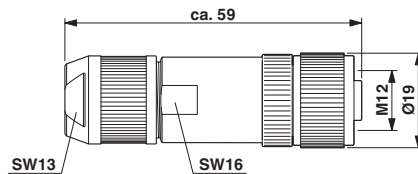
Drawings

Schematic diagram



Pin assignment M12 socket, 4-pos., A-coded, view female side

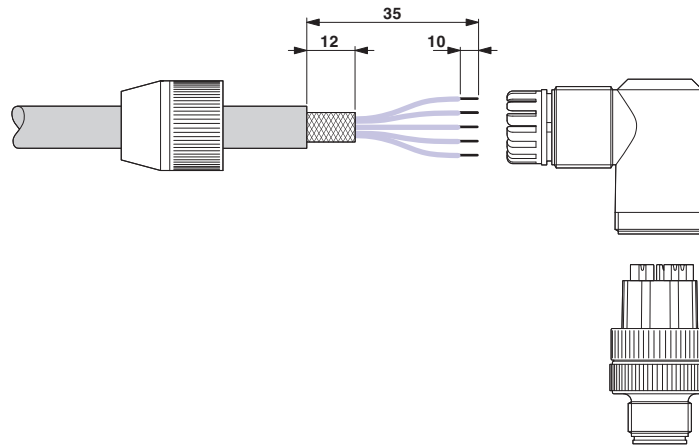
Dimensional drawing



M12 x 1 socket, straight, shielded

Connector - SACC-M12FS-4SC SH CCL - 1559770

Functional drawing



Slide the pressure nut and sleeve housing along the cable, strip the cable, shorten the shield, strip the single wires, connect the wires, in the case of a straight sleeve housing gently twist the wires together, stick the shielding foil around the shortened shield, in the case of a cable outside diameter < 6 mm stick an additional shielding foil around the wire pack, screw the sleeve housing to the plug insert, screw the pressure nut tight.