

Connector - SACC-M12MS-5SC M - 1508187

Please be informed that the data shown in this PDF Document is generated from our Online Catalog. Please find the complete data in the user's documentation. Our General Terms of Use for Downloads are valid (<http://phoenixcontact.com/download>)



Connector, 5-position, Plug straight M12, A-coded, Spring-cage connection, Knurl material: Zinc die-cast, nickel-plated, External cable diameter 4 mm ... 8 mm

Product Features

- Safe use in the field, thanks to a high degree of protection
- Flexible: connectors for on-site assembly
- Spring-cage connection: connect more securely, even in the case of shock and vibration, thanks to high contact forces



Key Commercial Data

Packing unit	1 pc
Weight per Piece (excluding packing)	20.6 g
Custom tariff number	85366990
Country of origin	Germany

Technical data

Dimensions

External cable diameter	4 mm ... 8 mm
Stripping length of the sheath	28 mm
Stripping length of the individual wire	10 mm

Ambient conditions

Ambient temperature (operation)	-40 °C ... 85 °C (Plug / socket)
Degree of protection	IP65

General

Rated current at 40°C	4 A
Rated voltage	60 V
Number of positions	5
Insulation resistance	≥ 100 MΩ

Connector - SACC-M12MS-5SC M - 1508187

Technical data

General

Coding	A - standard
Standards/regulations	M12 connector IEC 61076-2-101
Status display	No
Overvoltage category	II
Degree of pollution	3
Connection method	Spring-cage connection
Conductor cross section	0.14 mm ² ... 0.5 mm ²
Conductor cross section AWG	26 ... 20
Insertion/withdrawal cycles	≥ 100
Torque	0.4 Nm (M12 knurl)
	0.4 Nm (Connector with coupling sleeve)
	1.5 Nm (Pressure nut with coupling sleeve)
Assembly instructions	The wires can be connected both with ferrules and without ferrules

Material

Flammability rating according to UL 94	V0
Contact material	CuSn
Contact surface material	Ni/Au
Contact carrier material	PA 66
Material of grip body	PA 66
Material, knurls	Zinc die-cast, nickel-plated
Sealing material	Neoprene

Standards and Regulations

Standard designation	M12 connector
Standards/regulations	IEC 61076-2-101
Connection in acc. with standard	CUL
Flammability rating according to UL 94	V0

Classifications

eCl@ss

eCl@ss 4.0	27140815
eCl@ss 4.1	27140815
eCl@ss 5.0	27260701
eCl@ss 5.1	27260701
eCl@ss 6.0	27279221
eCl@ss 7.0	27440104

Connector - SACC-M12MS-5SC M - 1508187

Classifications

eCl@ss

eCl@ss 8.0	27440104
eCl@ss 9.0	27440102

ETIM

ETIM 2.0	EC001121
ETIM 3.0	EC002062
ETIM 4.0	EC002062
ETIM 5.0	EC002062

UNSPSC

UNSPSC 6.01	31251501
UNSPSC 7.0901	31251501
UNSPSC 11	31251501
UNSPSC 12.01	31251501
UNSPSC 13.2	31251501

Approvals

Approvals


Approvals

UL Recognized / cUL Recognized / EAC / EAC / cULus Recognized

Ex Approvals

Approvals submitted

Approval details

UL Recognized 	
Nominal current I _N	4 A
Nominal voltage U _N	125 V

Connector - SACC-M12MS-5SC M - 1508187

Approvals

cUL Recognized	
Nominal current I _N	4 A
Nominal voltage U _N	125 V

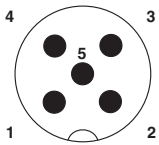
EAC

EAC

cULus Recognized

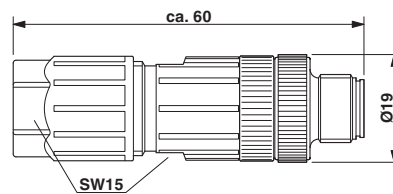
Drawings

Schematic diagram



Pin assignment M12 male connector, 5-pos., A-coded, male side

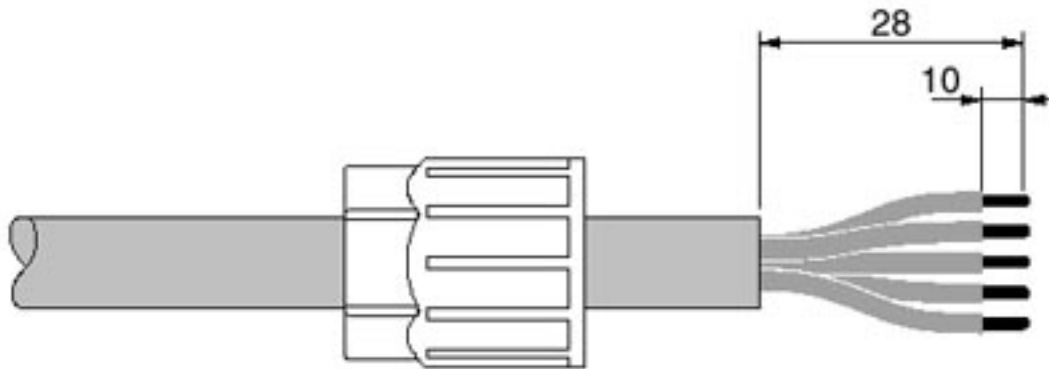
Dimensional drawing



M12 x 1 plug, straight

Connector - SACC-M12MS-5SC M - 1508187

Functional drawing



Strip 28 mm off the cable, 35 mm in the case of the angled version, strip single wires, push the pressure nut onto the cable. Slide the wires through the sleeve housing and connect, screw sleeve housing to the plug insert, screw the pressure nut tight.