

Connector set - HC-STA-A10PT-BWSC-LS-M20-ELCAL - 1424458


Please be informed that the data shown in this PDF Document is generated from our Online Catalog. Please find the complete data in the user's documentation. Our General Terms of Use for Downloads are valid (<http://phoenixcontact.com/download>)



Connector set, degree of protection: IP67, number of positions: 10, material: Die-cast aluminum, salt water resistant, connection method: Push-in connection, connection cross section: AWG 26- 14



Key Commercial Data

Packing unit	1 pc
GTIN	 4 055626 372877
GTIN	4055626372877
Weight per Piece (excluding packing)	0.346 kg
Custom tariff number	85366990
Country of origin	China
Note	Made to Order (non-returnable)

Technical data

General

Type	D15
Connection method	Push-in connection
Degree of protection for housing	IP66
	IP67
Connection method	Push-in connection
Rated voltage (III/3)	250 V
Rated surge voltage	4 kV
Rated current	16 A
Conductor cross section	0.14 mm ² ... 2.5 mm ² (applies to stranded conductors with ferrules)
Connection cross section AWG	26 ... 14
External cable diameter	6 mm ... 12 mm
Ambient temperature (operation)	-40 °C ... 100 °C

Connector set - HC-STA-A10PT-BWSC-LS-M20-ELCAL - 1424458

Technical data

General

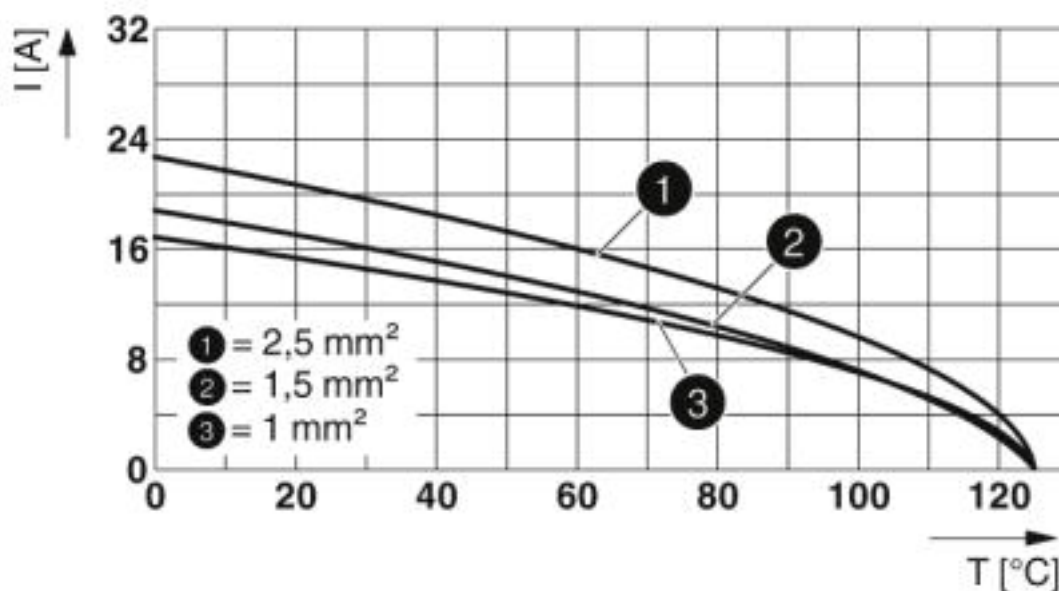
Length of the assembly cutout	58 mm
Width of the assembly cutout	24 mm
Housing material	Die-cast aluminum, salt water resistant
Contact carrier material	PC
Locking latch material	PA
Integrated protective cover	Yes

Standards and Regulations

Flammability rating according to UL 94	V0
--	----

Drawings

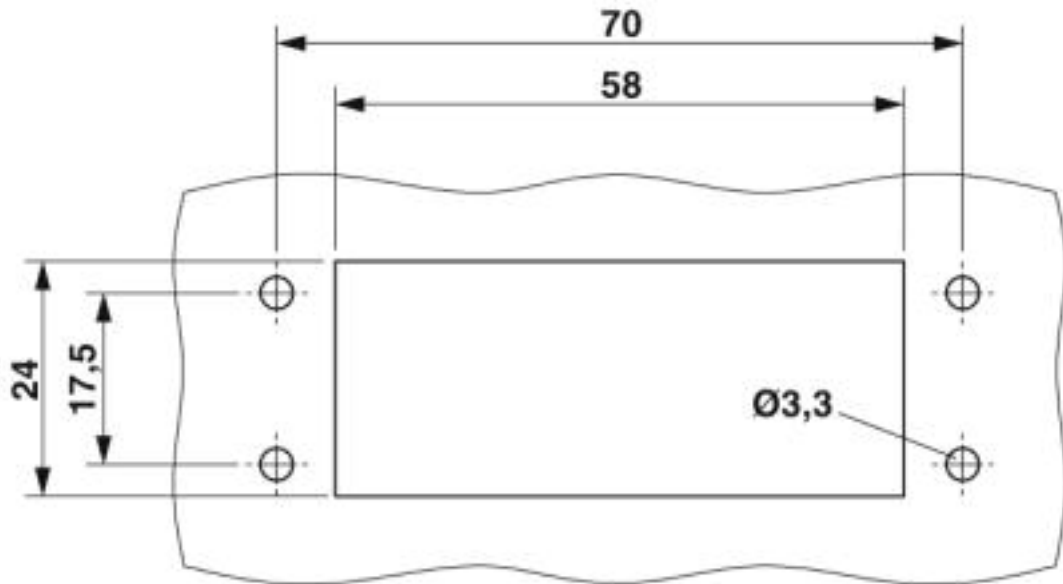
Diagram



Derating diagram


Connector set - HC-STA-A10PT-BWSC-LS-M20-ELCAL - 1424458

Dimensional drawing



Mounting cutout

Schematic diagram



Pin assignment, connection side, pin left, socket right

Connector set - HC-STA-A10PT-BWSC-LS-M20-ELCAL - 1424458

Articles in set

Contact insert - HC-A10-I-PT-M - 1585359



Contact insert, number of positions: 10+PE, size: D15, number of connections per position: 1, Pin, Push-in connection, 250 V, 16 A, 0.14 mm² ... 2.5 mm²

Contact insert - HC-A10-I-PT-F - 1585362



Contact insert, number of positions: 10+PE, size: D15, number of connections per position: 1, Socket, Push-in connection, 250 V, 16 A, 0.14 mm² ... 2.5 mm²

Housing - HC-STA-D15-BWSC-EL-AL - 1424363



Panel mounting base D15, with single locking latch, material: Die-cast aluminum, salt water resistant, protective cover material: PA, height: 26 mm, cable gland: none, support sleeve: no, protective cover: yes, Standard

Housing - HC-STA-D15-HLFS-1STM20-ELC-AL - 1424345



Sleeve housing D15, for single locking latch, material: Die-cast aluminum, salt water resistant, cable outlets: 1, lateral, height: 56 mm, cable gland: none, support sleeve: no, 1x M20, Standard

Cable gland - G-INS-M20-S68N-NNES-S - 1411163



Cable gland, cable gland material: Nickel-plated brass, external cable diameter 6 mm ... 12 mm, shielding: no, connecting thread: M20 x 1.5, color: silver, with O-ring

Classifications

eCl@ss

eCl@ss 9.0	27440101
------------	----------

Connector set - HC-STA-A10PT-BWSC-LS-M20-ELCAL - 1424458

Classifications

ETIM

ETIM 6.0	EC002636
ETIM 7.0	EC002636

Approvals

Approvals

Approvals

DNV GL

Ex Approvals

Approval details

DNV GL		https://approvalfinder.dnvgl.com/	TAE000037S
--------	---	---	------------
