

Contact insert - HC-B16-I-TPT-F - 1423020

Please be informed that the data shown in this PDF Document is generated from our Online Catalog. Please find the complete data in the user's documentation. Our General Terms of Use for Downloads are valid (<http://phoenixcontact.com/download>)




Contact insert, Size: B16, Number of positions: 16+PE, Female connector, Push-in connection, Number of connections per position: 2, 500 V, 10 A, 0.14 mm² ... 1.5 mm², Application: Power

Why buy this product

- For fast coding with plastic profile

Key Commercial Data

Packing unit	1
GTIN	 4 055626 322735
GTIN	4055626322735
Custom tariff number	85366990

Technical data

General

Note	For HEAVYCON housing B16 and B32
Connection method	Push-in connection
Degree of pollution	3
Overvoltage category	III
Number of positions	16+PE
Insertion/withdrawal cycles	≥ 500
Size	B16
Conductor cross section	0.14 mm ² ... 1.5 mm ² (with ferrule)
Connection cross section AWG	26 ... 16 (with ferrule)
Stripping length of the individual wire	8 mm ±1 mm

Contact insert - HC-B16-I-TPT-F - 1423020

Technical data

General

Assembly instructions	Coding also using the CP-HC (1686478) coding profiles. HC-B6../ HC-B10..for two coding profiles. HC-B16../ HC-B24..for four coding profiles.
Connection	Connectors may only be actuated when there is no load/voltage.

Ambient conditions

Ambient temperature (operation)	-40 °C ... 125 °C
---------------------------------	-------------------

Material data

Contact material	Copper alloy
Contact surface material	Ag
Contact carrier material	PC

Electrical characteristics

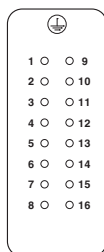
Rated voltage (III/3)	500 V
Rated surge voltage	6 kV
Rated current	10 A

Standards and Regulations

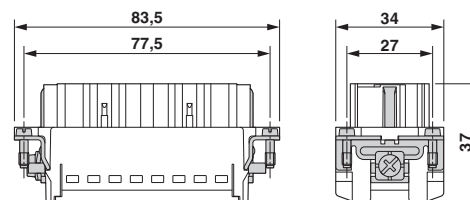
Constructional and testing regulations	DIN EN 61984
	DIN EN 60664
	IEC 60352
Flammability rating according to UL 94	V0

Drawings

Schematic diagram



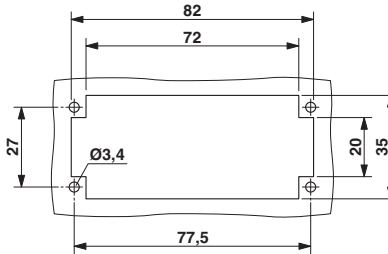
Dimensional drawing



Connector pin assignment, connection side

Contact insert - HC-B16-I-TPT-F - 1423020

Dimensional drawing



Mounting cutout when used without housing

Classifications

eCl@ss

eCl@ss 5.1	27143424
eCl@ss 6.0	27143424
eCl@ss 7.0	27440209
eCl@ss 8.0	27440205
eCl@ss 9.0	27440205

ETIM

ETIM 5.0	EC000438
----------	----------

Approvals

Approvals

Approvals

EAC / CSA / UL Recognized

Ex Approvals

Approval details

EAC		EAC-Zulassung
-----	--	---------------

Contact insert - HC-B16-I-TPT-F - 1423020

Approvals

CSA		http://www.csagroup.org/services/testing-and-certification/certified-product-listing/	13631
mm ² /AWG/kcmil		16	
Nominal current I _N		11 A	
Nominal voltage U _N		600 V	

UL Recognized		http://database.ul.com/cgi-bin/XYV/template/LISEXT/1FRAME/index.htm	E118976
mm ² /AWG/kcmil		16	
Nominal current I _N		14 A	
Nominal voltage U _N		600 V	

Accessories

Accessories

Adapter plate

Adapter plate - HC-B 24-ADP-B 16-GY - 1660449



HEAVYCON adapter plate, type B24 on B16, for panel cutouts of type B24, gray

Coding element

Coding profile - CP-HC - 1686478



Coding profile, 4 coding profiles per strip, for insertion in coding keyways

Contact insert - HC-B16-I-TPT-F - 1423020

Accessories

Coding element - HC-CBU - 1676860



Coding socket for coding up to 16 connectors

Coding bolt - HC-CB - 1772722



Coding pin, prevents mismatching of up to six connectors with an identical number of positions

Coding element - HC-CST - 1676857



Coding peg for coding up to 16 connectors

Docking frame

Docking frames - HC-B 16-ANDOCK - 1586138



Docking frame for racks, for contact inserts of B16 type, with four M5 flat headed screws, rack balance x/y axis +/- 1.5 mm

Mounting material

Screw - HC-B-PES - 1604997



PE screw, for contact inserts HC-B / HC-BB / HC-DD / HC-D40 / HC-D64

Contact insert - HC-B16-I-TPT-F - 1423020

Accessories

PE multiplier - HC-B-3PE - 1644326



PE multiplier, for three PE connections, for HC-B (besides HC-B..E..ZZ) / HC-BB / HC-DD / HC-D40 / HC-D64 contact inserts

Strain relief clamp - HC-B-ZG - 1685327



Strain relief clamps contact inserts of series: B-, BB-, D 40, D 64, DD and HV, straight cable exit

Strain relief clamp - HC-B-ZS - 1685330



Strain relief clamps contact inserts of series: B-, BB-, D 40, D 64, DD and HV, lateral cable exit

Plug assembly frame

Connector assembly frame - HC-SMR-B16 - 1687972



HEAVYCON connector assembly frame, for contact inserts of type B16

Plug mounting plate

Connector assembly frame - HC-SMP 125-B16-AMQ - 1660973

HEAVYCON connector assembly frame with panel mounting base with double locking latch, for contact inserts of type B16
