

Contact insert - HC-B10-I-TPT-M - 1423017

Please be informed that the data shown in this PDF Document is generated from our Online Catalog. Please find the complete data in the user's documentation. Our General Terms of Use for Downloads are valid (<http://phoenixcontact.com/download>)




Contact insert, Size: B10, Number of positions: 10+PE, Male connector, Push-in connection, Number of connections per position: 2, 500 V, 10 A, 0.14 mm² ... 1.5 mm², Application: Power

Why buy this product

- For fast coding with plastic profile
- For test pin 2 mm

Key Commercial Data

Packing unit	1
GTIN	 4 055626 322704
GTIN	4055626322704
Custom tariff number	85366990

Technical data

General

Note	for housing HC-B10
Connection method	Push-in connection
Degree of pollution	3
Overvoltage category	III
Number of positions	10+PE
Insertion/withdrawal cycles	≥ 500
Size	B10
Conductor cross section	0.14 mm ² ... 1.5 mm ² (with ferrule)
Connection cross section AWG	26 ... 16 (with ferrule)
Stripping length of the individual wire	8 mm ±1 mm

Contact insert - HC-B10-I-TPT-M - 1423017

Technical data

General

Assembly instructions	Coding also using the CP-HC (1686478) coding profiles. HC-B6../ HC-B10..for two coding profiles. HC-B16../ HC-B24..for four coding profiles.
Connection	Connectors may only be actuated when there is no load/voltage.

Ambient conditions

Ambient temperature (operation)	-40 °C ... 125 °C
---------------------------------	-------------------

Material data

Contact material	Copper alloy
Contact surface material	Ag
Contact carrier material	PC

Electrical characteristics


Rated voltage (III/3)	500 V
Rated surge voltage	6 kV
Rated current	10 A

Standards and Regulations

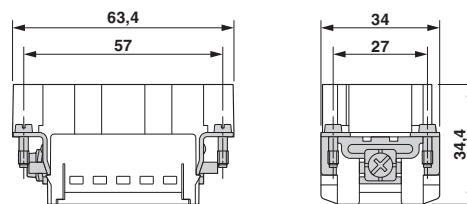
Constructional and testing regulations	DIN EN 61984
	DIN EN 60664
	IEC 60352
Flammability rating according to UL 94	V0

Drawings

Schematic diagram



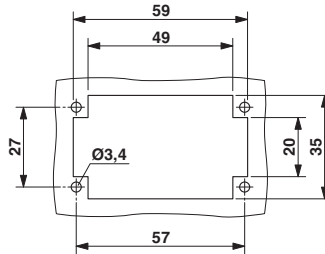
Dimensional drawing



Connector pin assignment, connection side

Contact insert - HC-B10-I-TPT-M - 1423017

Dimensional drawing



Mounting cutout when used without housing

Approvals

Approvals

Approvals

EAC / CSA / UL Recognized

Ex Approvals

Approval details

EAC		EAC-Zulassung
-----	--	---------------

CSA		http://www.csagroup.org/services/testing-and-certification/certified-product-listing/	13631
mm ² /AWG/kcmil		16	
Nominal current I _N		11 A	
Nominal voltage U _N		600 V	

UL Recognized		http://database.ul.com/cgi-bin/XYV/template/LISEXT/1FRAME/index.htm	E118976
mm ² /AWG/kcmil		16	

Contact insert - HC-B10-I-TPT-M - 1423017

Approvals

Nominal current I _N	14 A
Nominal voltage U _N	600 V