

Housing - HC-ADV-B06-HLWH-1STM25-MF-BK - 1420903


Please be informed that the data shown in this PDF Document is generated from our Online Catalog. Please find the complete data in the user's documentation. Our General Terms of Use for Downloads are valid (<http://phoenixcontact.com/download>)



Sleeve housing B6, Screw locking, Material: Die-cast aluminum, salt water resistant, Cable outlets: 1, lateral, Height: 74 mm, Cable gland: none, Gland: no, 1x M25, Increased environmental requirements



Key Commercial Data

Packing unit	1 STK
GTIN	 4 055626 249025
GTIN	4055626249025
Custom tariff number	85389099
Country of origin	China

Technical data

Dimensions

Height	74 mm
Width	57 mm
Length	92 mm
Length of the assembly cutout	52 mm
Width of the assembly cutout	35 mm

Ambient conditions

Degree of protection of housing (IP)	IP66
	IP68 (0.2 bar/24 h)
	IP69K (ISO 20653:2013-02)
Degree of protection of housing (NEMA)	4 (UL 50e)
	4X (UL 50e)
	12 (UL 50e)

Housing - HC-ADV-B06-HLWH-1STM25-MF-BK - 1420903

Technical data

Ambient conditions

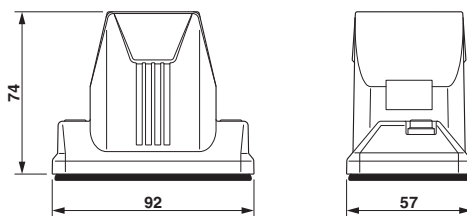
Ambient temperature (operation)	-40 °C ... 125 °C
---------------------------------	-------------------

General

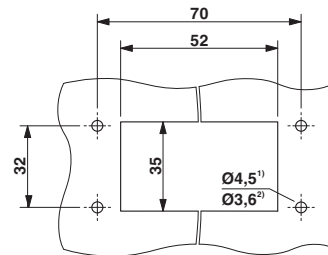
Note	For contact inserts HC-B6, BB10, DD24, M
Size	B6
Housing type	Sleeve housing
Locking type	Screw locking
Fixing screws	M6 (screw head: 5 mm Allen screw)
No. of cable outlets	1
Cable exit	lateral
Screw connection	none
Type of the screw connection	1x M25
Housing material	Die-cast aluminum, salt water resistant
Housing surface material	Powder-coated, black
Seal material	Viton
Material lock	Stainless steel

Drawings

Dimensional drawing



Dimensional drawing



Mounting cutout

¹⁾ when M4 screws are used

²⁾ when self-tapping Torx® screws are used (Torx® 20, M4)

Approvals

Approvals

Approvals

EAC

Housing - HC-ADV-B06-HLWH-1STM25-MF-BK - 1420903

Approvals

Ex Approvals

Approval details

EAC		7500651.22.01.00246
-----	---	---------------------