

## Bus system cable - SAC-5P- 5,0-U40/MINFS - 1416883

Please be informed that the data shown in this PDF Document is generated from our Online Catalog. Please find the complete data in the user's documentation. Our General Terms of Use for Downloads are valid (<http://phoenixcontact.com/download>)



Bus system cable, DeviceNet™, 5-position, PVC, gray, free cable end, A - standard, on Socket straight 7/8"-16UNF, Cable length: 5 m

### DeviceNet

#### Key Commercial Data

Packing unit	1 STK
Weight per Piece (excluding packing)	1.000 g
Custom tariff number	85444290
Country of origin	Mexico

#### Technical data

##### Dimensions

Length of cable	5 m
-----------------	-----

##### Ambient conditions

Ambient temperature (operation)	-20 °C ... 75 °C (Plug / socket)
Degree of protection	IP68

##### General

Rated current at 40°C	8 A
Rated voltage	300 V AC/DC
Number of positions	5
Signal type/category	DeviceNet™
Status display	No
Protective circuit/component	Unwired
Torque	10 lb <sub>F</sub> -in.
	1.12 Nm

##### Material

Contact material	CuZn
Contact surface material	Au

## Bus system cable - SAC-5P- 5,0-U40/MINFS - 1416883

### Technical data

#### Material

Contact carrier material	PVC
Material of grip body	PVC
Material, knurls	Anodized aluminum

#### Cable

Cable type	CAN Bus/DeviceNet drop cable
Cable abbreviation	U40
Cable structure	2xAWG18+2xAWG15+1xAWG18
Conductor cross section	2 x AWG 18 data cable
	2 x AWG 15 power supply
	1 x AWG 18 drain wire
AWG signal line	18
AWG power supply	15
Conductor structure signal line	19 x AWG 30
Conductor structure, voltage supply	19 x AWG 28
Wire colors	Red-black, blue-white
Twisted pairs	2 cores to the pair
Type of pair shielding	Plastic-coated aluminum foil, aluminum side outside
Overall twist	2 pairs around a drain wire in the center to the core
Optical shield covering	65 %
External sheath, color	gray
External cable diameter D	11.43 mm
Outer sheath, material	PVC
Material conductor insulation	Foamed PE
	PVC (Power supply)
Conductor material	Tin-plated Cu litz wires
Flame resistance	UL 1581, FT4
Resistance to oil	OIL RES I according to UL 2256
Other resistance	UV resistant (720 h)

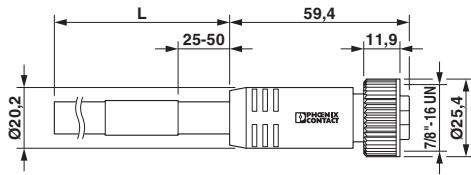
#### Standards and Regulations

Resistance to oil	OIL RES I according to UL 2256
Flame resistance	UL 1581, FT4
Other resistance	UV resistant (720 h)


#### Drawings

# Bus system cable - SAC-5P- 5,0-U40/MINFS - 1416883

Dimensional drawing



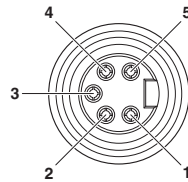
Circuit diagram



7/8"-16UNF socket, straight

Contact assignment of 7/8" socket

Schematic diagram



Pin assignment, socket, 7/8"-16UNF, 5-pos., view of female side

## Classifications

eCl@ss

eCl@ss 5.1	27061801
eCl@ss 6.0	27061801
eCl@ss 8.0	27279218
eCl@ss 9.0	27060311

ETIM

ETIM 5.0	EC001855
----------	----------

UNSPSC

UNSPSC 13.2	31251501
-------------	----------

## Approvals

Approvals

Approvals

UL Listed / cUL Listed / cULus Listed

Ex Approvals


## Bus system cable - SAC-5P- 5,0-U40/MINFS - 1416883

### Approvals

---

#### Approval details

UL Listed		<a href="http://database.ul.com/cgi-bin/XYVV/template/LISEXT/1FRAME/index.htm">http://database.ul.com/cgi-bin/XYVV/template/LISEXT/1FRAME/index.htm</a>	FILE E 221474
-----------	---	---	---------------

cUL Listed		<a href="http://database.ul.com/cgi-bin/XYVV/template/LISEXT/1FRAME/index.htm">http://database.ul.com/cgi-bin/XYVV/template/LISEXT/1FRAME/index.htm</a>	FILE E 221474
------------	---	---	---------------

cULus Listed			
--------------	---	--	--

---