

## Power cable - SAC-5P-MINMR/ 2,0-547/MINFR - 1416634

Please be informed that the data shown in this PDF Document is generated from our Online Catalog. Please find the complete data in the user's documentation. Our General Terms of Use for Downloads are valid (<http://phoenixcontact.com/download>)



Power cable, 5-position, PVC, yellow, Plug angled 7/8"-16UNF, on Socket angled 7/8"-16UNF, Cable length: 2 m

### Why buy this product

- ✓ Easy and safe: 100% electrically tested plug-in components
- ✓ High-performance: connectors and cables with a large conductor cross section for power supply

### Key Commercial Data

Packing unit	1 STK
Custom tariff number	85444290
Country of origin	Mexico

### Technical data

#### Dimensions

Length of cable	2 m
-----------------	-----

#### Ambient conditions

Ambient temperature (operation)	-20 °C ... 105 °C (Plug / socket)
Degree of protection	IP68

#### General

Rated current at 40°C	8 A
Rated voltage	300 V
Number of positions	5
Insertion/withdrawal cycles	100
Torque	10 lb <sub>F</sub> -in.
	1.12 Nm

# Power cable - SAC-5P-MINMR/ 2,0-547/MINFR - 1416634

## Technical data

### Material

Contact material	CuZn
Contact surface material	AU
Contact carrier material	PVC
Material of grip body	PVC
Material, knurls	Anodized aluminum

### Cable

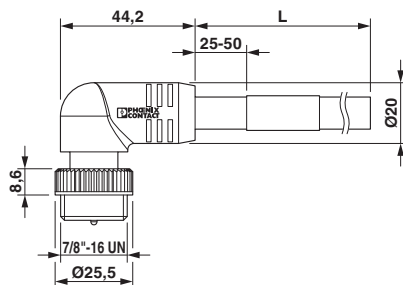
Cable type	ITC/PLTC
Cable abbreviation	547
AWG signal line	18
Conductor cross section signal conductor	5 x AWG 18
Conductor cross section voltage supply	41 x AWG 34
Wire colors	Black 1, blue 2, gray 3, brown 4, white 5
External sheath, color	yellow
External cable diameter	6.60 mm
Outer sheath, material	PVC
Conductor material	Bare Cu litz wires
Nominal voltage, cable	300 V
Flame resistance	UL 1581, FT4
Other resistance	UV resistant (720 h) UL 2256

### Standards and Regulations

Flame resistance	UL 1581, FT4
Other resistance	UV resistant (720 h) UL 2256

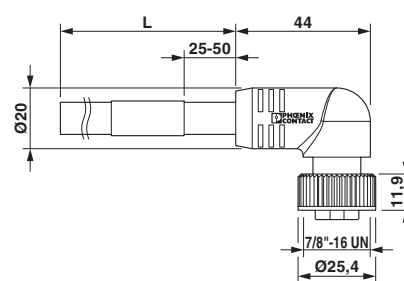
## Drawings

Dimensional drawing



7/8"-16UNF plug, angled


Dimensional drawing



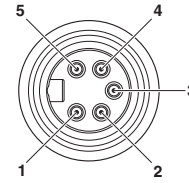
7/8"-16UNF socket, angled

# Power cable - SAC-5P-MINMR/ 2,0-547/MINFR - 1416634

Circuit diagram



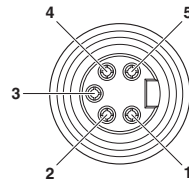
Schematic diagram



Pin assignment, plug, 7/8"-16UNF, 5-pos., view of male side

Contact assignment of 7/8" plugs/sockets

Schematic diagram



Pin assignment, socket, 7/8"-16UNF, 5-pos., view of female side