

Contact insert module - HC-M-20-CT-M - 1414372

Please be informed that the data shown in this PDF Document is generated from our Online Catalog. Please find the complete data in the user's documentation. Our General Terms of Use for Downloads are valid (<http://phoenixcontact.com/download>)



Contact insert module, Number of positions: 20, Pin, Crimp connection, 690 V, 16 A, 0.5 mm² ... 4 mm², Application: Power



Key Commercial Data

Packing unit	1 STK
Minimum order quantity	2 STK
GTIN	 4 055626 025254
GTIN	4055626025254
Weight per Piece (excluding packing)	10.000 g
Custom tariff number	85389099
Country of origin	Poland

Technical data

Dimensions

Height	37.6 mm
Width	34.2 mm
Length	29.4 mm

Electrical characteristics

Note	For HEAVYCON housing type B6 to B48, HC-M-B...MF... hinged module carrier frame required, CK2,5-ED... imp contacts, crimp contacts not supplied as standard.
Rated voltage (III/3)	690 V
Rated current	16 A
Rated surge voltage	6 kV

Contact insert module - HC-M-20-CT-M - 1414372

Technical data

Electrical characteristics

Connection profile	20
--------------------	----

Ambient conditions

Ambient temperature (operation)	-40 °C ... 125 °C
---------------------------------	-------------------

Mechanical characteristics

Conductor cross section	0.5 mm ² ... 4 mm ²
Connection cross section AWG	20 ... 12
Stripping length of the individual wire	7.5 mm
Insertion/withdrawal cycles	≥ 500

General

Series	HC-M-20
Color	light gray
Number of module slots	2
Connection method	Crimp connection
Flammability rating according to UL 94	V0
Degree of pollution	3
Overvoltage category	III
Assembly instructions	Housing height ≥ 52 mm. Plug-in connections may only be operated only when there is no load/voltage.

Material data


Contact material	Copper alloy
Contact surface material	Ag (alternatively Au)
Contact carrier material	PC

Standards and Regulations

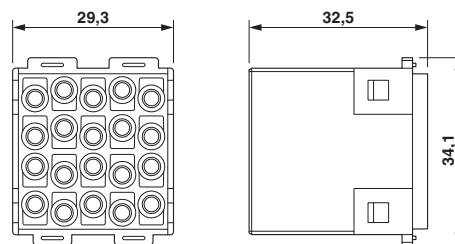
Flammability rating according to UL 94	V0
--	----

Drawings

Schematic diagram

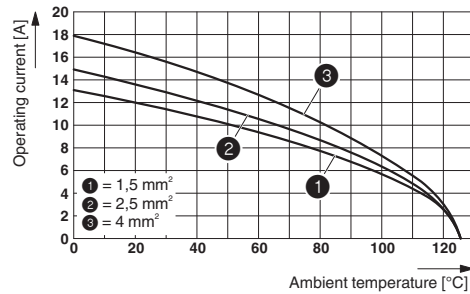


Dimensional drawing



Contact insert module - HC-M-20-CT-M - 1414372

Diagram



Derating diagram (3 modules in HC-B 24 housing)

Approvals

Approvals

Approvals

EAC / UL Recognized / CSA

Ex Approvals


Approval details

EAC		7500651.22.01.00246
-----	--	---------------------

UL Recognized		http://database.ul.com/cgi-bin/XYV/template/LISEXT/1FRAME/index.htm	E118976
mm²/AWG/kcmil	12		
Nominal current IN	17.5 A		
Nominal voltage UN	500 V		

Contact insert module - HC-M-20-CT-M - 1414372

Approvals

CSA		http://www.csagroup.org/services/testing-and-certification/certified-product-listing/	13631
mm ² /AWG/kcmil		12	
Nominal current I _N		14 A	
Nominal voltage U _N		500 V	