

Housing - HC-ADV-B24-HHWH-1STM40-EMC-AL - 1413433


Please be informed that the data shown in this PDF Document is generated from our Online Catalog. Please find the complete data in the user's documentation. Our General Terms of Use for Downloads are valid (<http://phoenixcontact.com/download>)



HEAVYCON ADVANCE sleeve housing, B24, with stainless steel screw locking (Allen screw), salt-water-resistant aluminum, height 93.7 mm, with thread, 1 x M40 lateral cable outlet, without surface; conductive seal (EMC properties)



Key Commercial Data

| | |
|--------------------------------------|---|
| Packing unit | 1 pc |
| GTIN |  4 055626 030463 |
| GTIN | 4055626030463 |
| Weight per Piece (excluding packing) | 380.000 g |
| Custom tariff number | 85389099 |
| Country of origin | China |

Technical data

Dimensions

| | |
|-------------------------------|---------|
| Height | 93.7 mm |
| Width | 57 mm |
| Length | 152 mm |
| Length of the assembly cutout | 112 mm |
| Width of the assembly cutout | 35 mm |

Ambient conditions

| | |
|--------------------------------------|--------------------------|
| Degree of protection of housing (IP) | IP66 |
| | IP68 (0.2 bar/24 h) |
| | IP69 (ISO 20653:2013-02) |

Housing - HC-ADV-B24-HHWH-1STM40-EMC-AL - 1413433

Technical data

Ambient conditions

| | |
|--|-------------------|
| Degree of protection of housing (NEMA) | 4 (UL 50e) |
| | 4X (UL 50e) |
| | 12 (UL 50e) |
| Ambient temperature (operation) | -40 °C ... 125 °C |

General

| | |
|------------------------------|---|
| Note | for contact inserts HC-B24, BB46, D64, DD108, HV10/16, M |
| Size | B24 |
| Housing type | Sleeve housing |
| Color | gray aluminum |
| Locking type | with screw locking |
| Torque | 3 Nm (Locking screw) |
| Fixing screws | M6 (screw head: 5 mm Allen screw) |
| No. of cable outlets | 1 |
| Cable outlet | lateral |
| Screw connection | none |
| Type of the screw connection | 1x M40 |
| Housing material | Die-cast aluminum, salt water resistant |
| Housing surface material | uncoated |
| Seal material | NBR, conductive |
| Material lock | Stainless steel |
| Assembly instructions | In order to guarantee that the ground conductor contact functions even when plugged in at an angle, the two panel mounting flanges must have sufficient electrical contact with the metal mounting panel. |
| Connection | To ensure optimum shielding, any insulating power coating must be removed from the profile gasket area on the control cabinet panel. Tightening torque of locking screw: 3 Nm. |

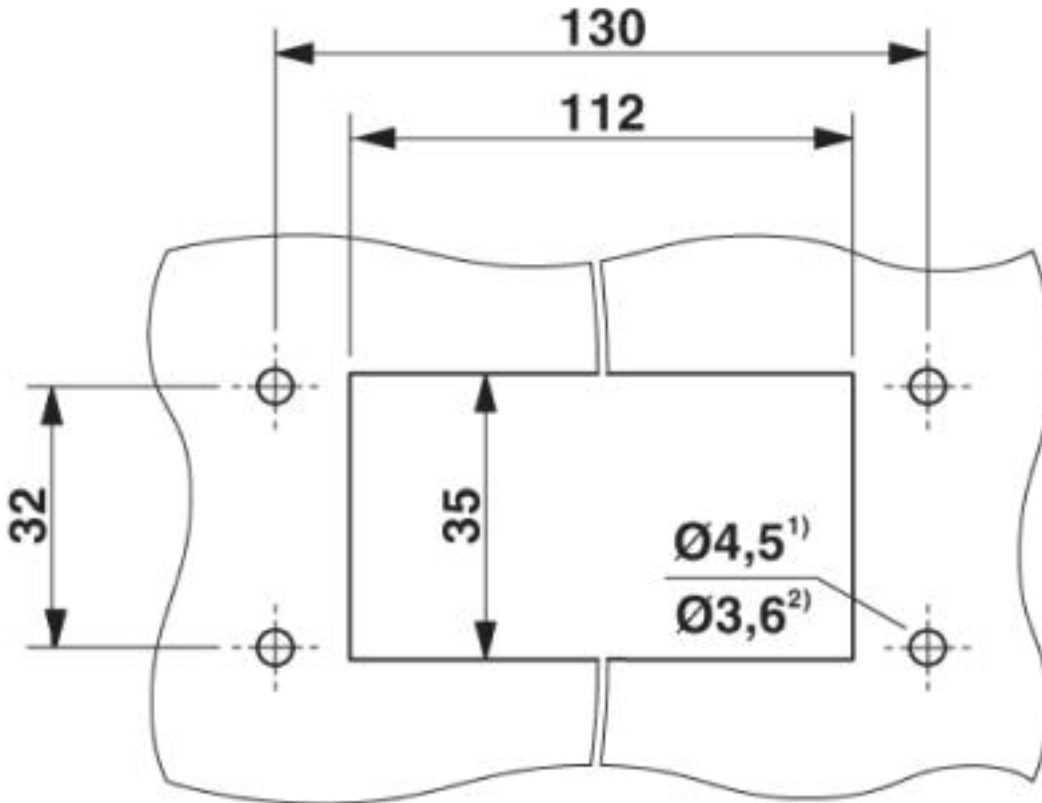
Environmental Product Compliance

| | |
|------------|---|
| China RoHS | Environmentally friendly use period: unlimited = EFUP-e |
| | No hazardous substances above threshold values |

Drawings

Housing - HC-ADV-B24-HHWH-1STM40-EMC-AL - 1413433

Dimensional drawing



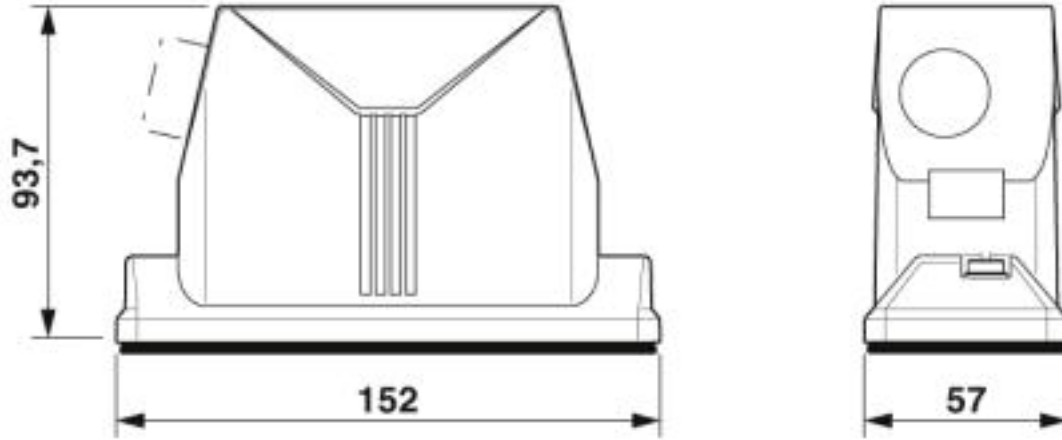
Mounting cutout

1) when M4 screws are used

2) when self-tapping Torx® screws are used (Torx® 20, M4)

Housing - HC-ADV-B24-HHWH-1STM40-EMC-AL - 1413433

Dimensional drawing



Dimensional drawing

Classifications

eCl@ss

| | |
|---------------|----------|
| eCl@ss 10.0.1 | 27440202 |
| eCl@ss 5.1 | 27261200 |
| eCl@ss 6.0 | 27261200 |
| eCl@ss 7.0 | 27440202 |
| eCl@ss 8.0 | 27440202 |
| eCl@ss 9.0 | 27440202 |

ETIM

| | |
|----------|----------|
| ETIM 5.0 | EC000437 |
| ETIM 6.0 | EC000437 |
| ETIM 7.0 | EC000437 |

UNSPSC

| | |
|-------------|----------|
| UNSPSC 13.2 | 31261501 |
| UNSPSC 18.0 | 31261501 |
| UNSPSC 19.0 | 31261501 |
| UNSPSC 20.0 | 31261501 |
| UNSPSC 21.0 | 31261501 |

Approvals

Approvals

Housing - HC-ADV-B24-HHWH-1STM40-EMC-AL - 1413433

Approvals

Approvals

UL Recognized / cUL Recognized / EAC / DNV GL / cULus Recognized

Ex Approvals

Approval details

| | | | |
|------------------|--|---|--------------------------|
| UL Recognized | | http://database.ul.com/cgi-bin/XYV/template/LISEXT/1FRAME/index.htm | E255026 |
| cUL Recognized | | http://database.ul.com/cgi-bin/XYV/template/LISEXT/1FRAME/index.htm | E255026 |
| EAC | | | RU C- DE.AI30.B.01102 |
| DNV GL | | https://approvalfinder.dnvgl.com/ | TAE000037S |
| cULus Recognized | | | |

Accessories

Accessories

Full screw connection

Cable gland - G-INS-M40-M68N-PNES-GY - 1411128



Cable gland, cable gland material: PA, external cable diameter 19 mm ... 28 mm, shielding: no, connecting thread: M40 x 1.5, color: silver-gray RAL 7001

Housing - HC-ADV-B24-HHWH-1STM40-EMC-AL - 1413433

Accessories

Cable gland - HC-M-KV-M40(27-34) - 1607729



Metal screw connection up to 5 bar, thread length: 8 mm, cable diameter: 27 ... 34 mm, WAF 50, screw connection: M40

Cable gland - HC-EMV-KV-M40(19-28) - 1690545



EMC screw connection up to 5 bar, thread length: 15 mm, cable diameter: 19.0 - 28.0 mm, WAF 45, screw connection: M40

Labeled device marker

Plastic label - US-EMLP (20X9) CUS - 0830085



Plastic label, can be ordered: By card, white, labeled according to customer specifications, mounting type: adhesive, lettering field size: 20 x 9 mm, Number of individual labels: 75

Mounting material

Screw - HC-B-TMS-ERSSCHR-IMB - 1409244



Replacement locking screw, M6, stainless steel, for HEAVYCON-ADVANCE housing, HC-B...TMS...EEE design, 5 mm Allen screw

Panel mounting flange

Housing - HC-ADV-B24-HHWH-1STM40-EMC-AL - 1413433

Accessories

Mounting flange - HC-B-AF - 1686533



Panel mounting flange for HEAVYCON-ADVANCE TMS housing with screw locking

Mounting flange - HC-B-AF-SET - 1604638



Panel mounting flange for screw locking, set comprising 2 panel mounting flanges with 4 self-tapping screws (M4, Torx[®]) and 4 fan-type washers

Protective cover

Protective covers - HC-B 24-TMS-SD-IP50 - 1690765



Protective cover B24, Clip locking, protective cover material: PA, height: 31.2 mm, seal: no, With lanyard, diameter of retaining cord eyelet: 4 mm

Protective covers - HC-B 24-TMS-SD-IP65 - 1690804



HEAVYCON ADVANCE B24 IP65 protective cover, for panel mounting side, with screw locking, with retaining cord, diameter of retaining cord eyelet: 3 mm

Screwdriver tools

Screwdriver - SF-BIT-HEXB 5-89 - 1208911



Screw bit, hexagonal with ball head, E6.3-1/4" drive, size: Hex 5 x 89 mm, hardened, suitable for holder according to DIN 3126-F 6.3/ISO 1173

Housing - HC-ADV-B24-HHWH-1STM40-EMC-AL - 1413433

Accessories

Screwdriver - SF-M BH - 1212070



Bit screwdriver, with 1/4" quick-action chuck, handle length 119 mm, 2-component handle, with non-slip grip, suitable for bits according to DIN 3126-C 6.3 and E 6.3/ISO 1173, magnetic
