

Housing - HC-ADV-B06-HLWH-1TTM25-EMC-AL - 1413364


Please be informed that the data shown in this PDF Document is generated from our Online Catalog. Please find the complete data in the user's documentation. Our General Terms of Use for Downloads are valid (<http://phoenixcontact.com/download>)



HEAVYCON ADVANCE sleeve housing, B6, with stainless steel screw locking (Allen screw), salt-water-resistant aluminum, height 74 mm, with 1x M25 thread, straight cable outlet, without surface; conductive seal (EMC properties)



Key Commercial Data

Packing unit	1 STK
GTIN	 4 055626 029979
GTIN	4055626029979
Custom tariff number	85389099
Country of origin	China

Technical data

Dimensions

Height	74 mm
Width	57 mm
Length	92 mm
Length of the assembly cutout	52 mm
Width of the assembly cutout	35 mm

Ambient conditions

Degree of protection of housing (IP)	IP66
	IP68 (0.2 bar/24 h)
	IP69K (ISO 20653:2013-02)
Degree of protection of housing (NEMA)	4 (UL 50e)

Housing - HC-ADV-B06-HLWH-1TTM25-EMC-AL - 1413364

Technical data

Ambient conditions

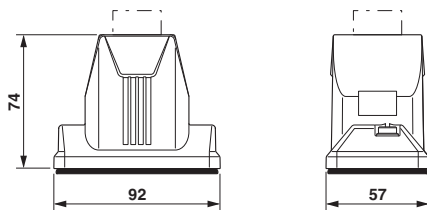
	4X (UL 50e)
	12 (UL 50e)
Ambient temperature (operation)	-40 °C ... 125 °C

General

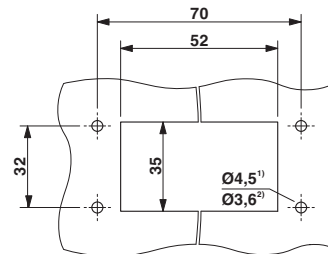
Note	For contact inserts HC-B6, BB10, DD24, M
Size	B6
Housing type	Sleeve housing
Locking type	Screw locking
Fixing screws	M6 (screw head: 5 mm Allen screw)
No. of cable outlets	1
Cable exit	straight
Screw connection	none
Type of the screw connection	1x M25
Housing material	Die-cast aluminum, salt water resistant
Housing surface material	Uncoated
Seal material	NBR, conductive
Material lock	Stainless steel
Assembly instructions	In order to guarantee that the ground conductor contact functions even when plugged in at an angle, the two panel mounting flanges must have sufficient electrical contact with the metal mounting panel.
Connection	To ensure optimum shielding, any insulating power coating must be removed from the profile gasket area on the control cabinet panel. Tightening torque of locking screw: 3 Nm.

Drawings

Dimensional drawing



Dimensional drawing



Dimensional drawing

Mounting cutout

¹⁾ when M4 screws are used

²⁾ when self-tapping Torx® screws are used (Torx® 20, M4)

Housing - HC-ADV-B06-HLWH-1TTM25-EMC-AL - 1413364

Approvals






Approvals

Approvals

EAC / GL / UL Recognized / cUL Recognized / cULus Recognized

Ex Approvals

Approval details

EAC			7500651.22.01.00246
GL		http://exchange.dnv.com/tari/	6196614 HH
UL Recognized		http://database.ul.com/cgi-bin/XYV/template/LISEXT/1FRAME/index.htm	E255026
cUL Recognized		http://database.ul.com/cgi-bin/XYV/template/LISEXT/1FRAME/index.htm	E255026
cULus Recognized		http://database.ul.com/cgi-bin/XYV/template/LISEXT/1FRAME/index.htm	
