


HVC Series

Precision High-Value High-voltage Wraparound Chip

HIGH
VOLTAGE

FEATURES

- High value chip resistors in thick film technology
- Low temperature and voltage dependency (low TCR and VCR)
- High working voltage up to 3000V
- Suitable for high vacuum applications—no organics
- Contact areas: Nickel-barrier/matte tin
- Wraparound terminals

SERIES SPECIFICATIONS

Series	Type	Wattage ¹ P ₇₀ (mW)	Oper. Voltage (V) std. untrimmed (≥5%)		Resistance Range	Tolerance	TCR ² (ppm)	VCR ² (ppm)
HVC0805---	0805	125	200	600	100K-100M	0.5-10%	25, 50, 100	50
					>100M-1G	2-20%	50, 100, 250	250
					>1G-10G	5-20%	100, 250	500
					>10G-100G	10-30%	1000, 2000	1000
HVC1206---	1206	250	600	1000	100K-100M	0.5-10%	25, 50, 100	50
					>100M-1G	2-20%	50, 100, 250	100
					>1G-10G	5-20%	100, 250	250
					>10G-100G	10-30%	500, 1000	1000
HVC2512---	2512	1000	2000	3000	100K-100M	0.5-10%	25, 50, 100	10
					>100M-1G	1-20%	25, 50, 100	25
					>1G-10G	2-20%	50, 100	100
					>10G-100G	5-30%	250, 500	250

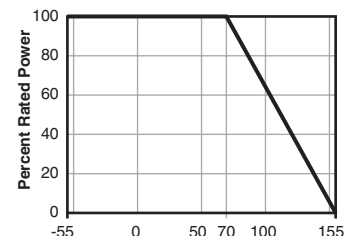
1. At continuous power dissipation the dimensions of the solder pads have to be capable of sufficient heat conduction.

2. Not all TCR/VCR combinations available in all resistance values

CHARACTERISTICS

Operating temperature range	-55°C ~ +155°C			
Climatic category	55/155/56, acc. to EN 60068-1			
Solderability	250°C, 3s, acc. to EN 60068-2-58			
Max. soldering temperature	260°C, 10s, acc. to IEC 68-2-58			
Long Term Stability		<1G	<10G	≥1G
	Load Life 70°C/1000h	<0.25%	<0.5%	<1%
	Storage 125°C/1000h	<0.5%	<1%	<2%
	Max. Voltage/1000h	<0.5%	<1%	<2%

Derating



Data not specified according to EN 140401-802 (CECC 40401-802)

TERMINAL DETAILS

Base Metal	PtAg
Termination Finish	100% electroplated matte Sn100
Thickness of Finish	5 microns
Barrier Material between Base Metal and Finish	Porosity-free Ni (5-8 microns thickness)
Baking/Annealing Process after Sn Plating	150°C; > 4 hours
Peak Process Body Temperature (Classification Temperature) and Maximum Time	260°C for 10 seconds

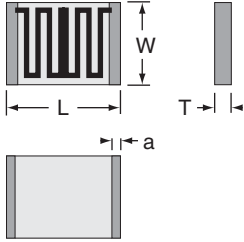
HVC Series

Precision High-Value High-voltage Wraparound Chip

HIGH
VOLTAGE

DIMENSIONS

(mm)



Size	Power Rating (mW)	L	W	T	a
0805	125	2.00 +.15/-.05	1.25 +.15/-.05	0.40 +.15/-.05	0.3 +.2/-.1
1206	250	3.20 +.15/-.05	1.50 +.2/-.05	0.40 +.15/-.05	0.3 +.2/-.1
2512	1000	6.30 +.15/-.05	3.50 +.2/-.05	0.60 +.15/-.05	0.9 ±.2

HOW TO ORDER

RoHS Compliant						
H	V	C	1	2	0	6
T	1	0	0	4	J	E
T						
Series	Package Size	(ppm)	TCR	Ohms	Tolerance	Tape & Reel
High Voltage Wrap Around Chip		W = 25 V = 50 T = 100 Z = 250 E = 500 N = 1000 U = 2000		1004 = 1MΩ 5006 = 500MΩ	D = 0.50% F = 1% G = 2% J = 5% K = 10% M = 20% P = 30%	500 pc/reel

Standard Part Numbers

HVC0805T1004JET	HVC1206T1004JET	HVC2512T1004JET
HVC0805T5004JET	HVC1206T5004JET	HVC2512T5004JET
HVC0805T1005JET	HVC1206T1005JET	HVC2512T1005JET
HVC0805T5005JET	HVC1206T5005JET	HVC2512T5005JET
HVC0805T1006JET	HVC1206T1006JET	HVC2512T1006JET
HVC0805Z5006JET	HVC1206Z5006JET	HVC2512Z5006JET
HVC0805Z1007JET	HVC1206Z1007JET	HVC2512Z1007JET
HVC0805Z1008KET	HVC1206Z1008KET	