


NEUTRIK
[Home](#)
[Products](#)
[About us](#)
[Contact](#)
[Support](#)

[Products](#) > [Audio](#) > [XLR](#) > [XLR Cable Connectors](#) > [RX Series](#) > NC6FRX-B

[print](#)

NC6FRX-B

6 pole right angle female cable connector, black metal housing, gold contacts






The RX Series is the right angle version of the XX cable connector series. The successor of the RC series offers several new features which make it more reliable, easier to assemble and improves contact integrity as well cable strain relief.

Features & Benefits

- Extra slim right-angle connector
- 5 selectable cable outlet positions
- Unique cage design of female contact for low contact resistance and high integrity
- Female contact incorporates a solder barrier to prevent solder running into the contact mating area
- Female connector with improved solid metal latch which is larger and easier to handle
- Additional ground spring contacts for better shell ground continuity
- Improved chuck type strain relief provides higher pull-out force and makes assembly easier and faster
- Boot with polyurethane gland gives high protection to cable bending stresses
- Coloured rings and boots available for coding or identification
- Sleek and ergonomic design - valuable and handy
- Branded with unique hologram - guarantees genuine and authentic Neutrik product



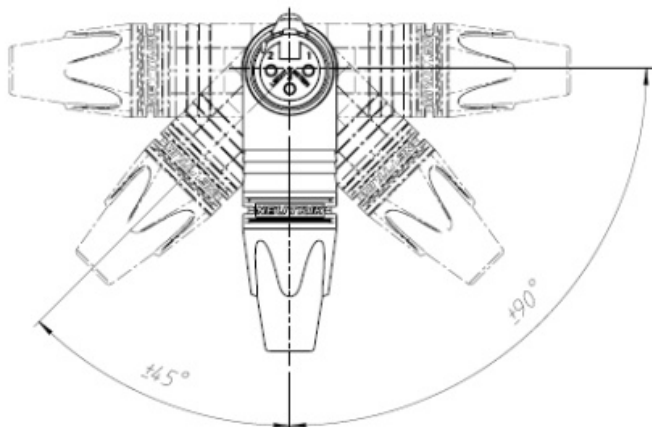
Downloads

-  [Assembly Instruction - XLR RX Series](#)
-  [Product Guide 2012, 02 XLR](#)
-  [UL Certificate of Compliance](#)
-  [Drawing NC6FRX](#)
-  [Drawing NC6FRX](#)

Links

-  [UL Certificate \(ECBT2.E135070\)](#)
-  [cUL Certificate \(ECBT8.E135070\)](#)

Outlet Positions



Technical Information [hide](#)

| Product | |
|------------------------------|---|
| Title | NC6FRX-B |
| Connection Type | XLR |
| Gender | female |
| Electrical | |
| Capacitance between contacts | ≤ 7 pF |
| Contact resistance | ≤ 3 m Ω (inner) |
| Dielectric strength | 1,5 kVdc |
| Insulation resistance | > 2 G Ω (initial) |
| Rated current per contact | 7,5 A |
| Rated voltage | 50 V |
| Mechanical | |
| Cabel O.D. | 3.5 - 8.0 mm |
| Insertion force | ≤ 20 N |
| Withdrawal force | ≤ 20 N |
| Lifetime | > 1000 mating cycles |
| Wiresize | max. 1.0 mm ² |
| Wiresize | max. 18 AWG |
| Wiring | Solder contacts |
| Locking device | Latch lock |
| Material | |
| Boot | Polyurethan |
| Contact plating | 0.2 μ m Au hard alloy over 2 μ m Ni |
| Contacts | Brass (CuZn39Pb3) |
| Insert | Polyamide (PA 6.6 30 % GR) |
| Locking element | Zinc diecast (ZnAl4Cu1) / Ck 67 (spring) |
| Shell | Zinc diecast (ZnAl4Cu1) |
| Shell plating | Black chromium |
| Strain relief | Polyacetal (POM) |

| Environmental | |
|---------------------|---------------------------|
| Flammability | UL 94 HB |
| Standard compliance | IEC 61076-2-103 |
| Protection class | IP 40 |
| Solderability | Complies with IEC 68-2-20 |
| Temperature range | -30 °C to +80 °C |

Accessories

