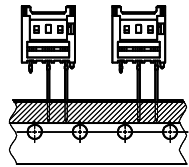
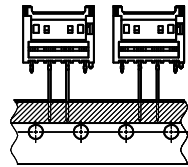


(2種)
(2 CKT.)

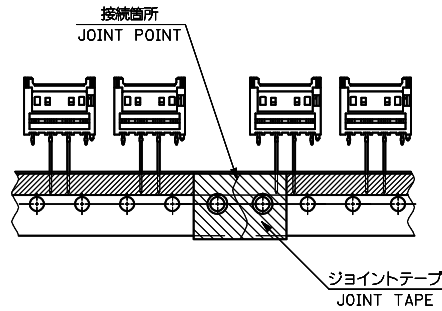


(3種)
(3 CKT.)

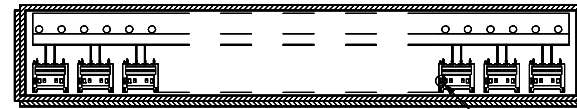
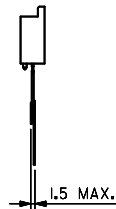


(4種)
(4 CKT.)

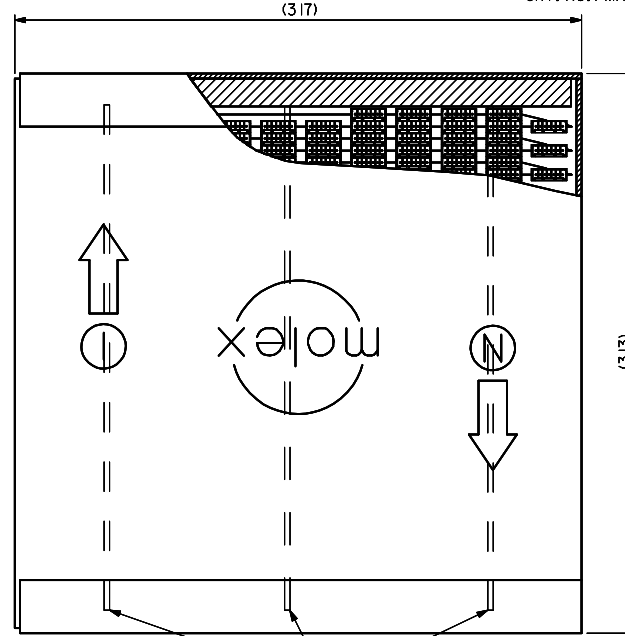
種数別テーピング状態図
CKT. TAPING FORM



台紙の継ぎ方
JOINT OF THE BASE TAPE

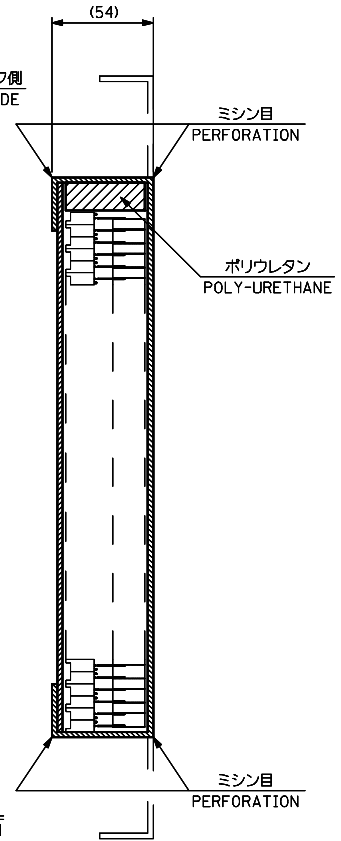


CKT. NO. 1マーク側
CKT. NO.1 MARK SIDE



竹串
BAMBOO SKEWERS

包装状態図
PACKAGING FORM



ミシン目
PERFORATION

ポリウレタン
POLY-URETHANE

ミシン目
PERFORATION

注記
NOTES

- 包装形態はつづら折りで箱詰め。
RADIAL TAPE IS FOLDED AND PILED IN THE CARTON.
- テーピングの両端には、5個以上の送り穴を設けること。
BOTH ENDS OF TAPING, MORE THAN 5 FEEDING HOLES SHOULD BE PROVIDED.
- コネクタの欠落数は、D寸法 (SHEET 1 OF 2 参照) が12.7の場合連続3個まで、25.4の場合1個とする。(折り目ごとの1個抜きも含む)
ALLOWABLE NUMBERS OF CONSECUTIVE MISSING CONNECTORS :
FOR CONNECTORS WHERE D=12.7, =3 (REFER TO SHEET 1 OF 2)
FOR CONNECTORS WHERE D=25.4, =1
- 台紙の継ぎ目のずれは、いかなる方向からとも±0.3mm以内とする。
MISMATCHED JOINT OF THE BASE TAPE SHOULD BE KEPT WITHIN ±0.3mm IN EVERY DIRECTIONS.
- 図中指示以外の項目は、日本工業規格 JIS C0805 * 電子部品のテーピング”を適用。
ITEMS UNLESS OTHERWISE SPECIFIED, JIS C0805 (TAPING OF ELECTRONIC COMPONENTS) SHOULD BE APPLIED.

REVISED EC NO.: J2009-0618 DRAWN: YOSHIDAM 2008/11/26 CHKD: THARUYAMA 2008/11/26 APPR: NUKITA 2008/12/08	GENERAL TOLERANCES (UNLESS SPECIFIED)		DIMENSION STYLE MM ONLY		SCALE ---	DESIGN UNITS METRIC	THIRD ANGLE PROJECTION
	10 UNDER	±0.2	DRAWN BY M. SETO	DATE '95/03/09	TITLE 5.0 WIRE TO BOARD CONN. WAFER ASSY RADIAL TAPING -LEAD FREE-		
	10 OVER 30 UNDER	±0.25	CHECKED BY S. KUNISHI	DATE '99/08/30	MOLEX INCORPORATED		
	30 OVER	±0.3	APPROVED BY M. FUKUSHIMA	DATE '99/08/30	SHEET NO. 2 OF 2		
	ANGULAR ±3	DRAFT WHERE APPLICABLE MUST REMAIN WITHIN DIMENSIONS		MATERIAL NO. SEE SHEET1		DOCUMENT NO. SD-53618-001	
		THIS DRAWING CONTAINS INFORMATION THAT IS PROPRIETARY TO MOLEX INCORPORATED AND SHOULD NOT BE USED WITHOUT WRITTEN PERMISSION					