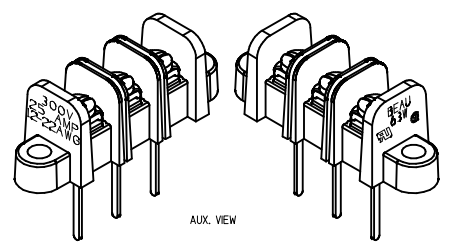
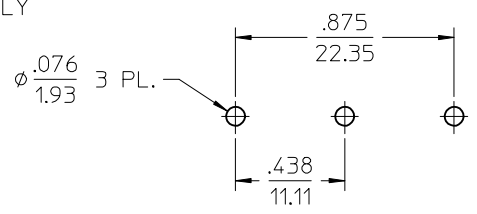


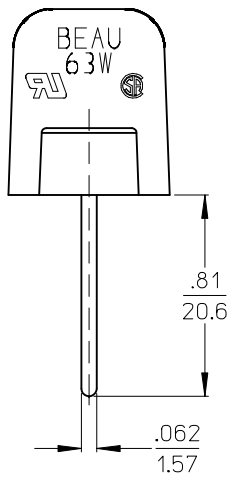
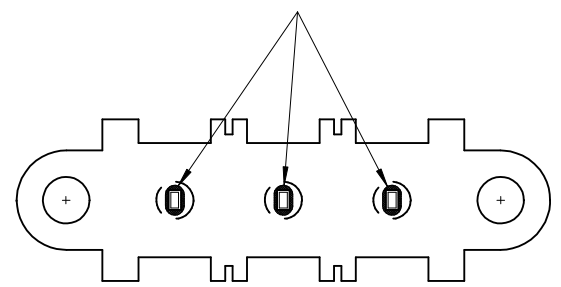
- (B) NOTES:**
1. MATERIAL: SEE TABLE
 2. FINISH: SEE TABLE
 3. ELECTRICAL SPECS:
MAX VOLTAGE: 600V
MAX CURRENT: 25A (6-32 WIRE CLAMP SCREW)
 4. SCREW TIGHTENING TORQUE: 12 IN LBS. (MAX)
 5. WIRE STRIP LENGTH: .31 (7.9mm)
 6. WIRE RANGE: 22 TO 12AWG
 7. PART IS RoHS COMPLIANT
 8. DIMS SHOWN ARE FOR REFERENCE ONLY



(B) PTH PATTERN



SEALANT APPLIED AROUND EACH TERMINAL (3 PLCS)



ITEM	QTY.	DESCRIPTION	MATERIAL	FINISH
3	3	SCREW #6-32X.250 PAN PHSL.ZN, BR, STEEL -50	STEEL	ZN, CLEAR CHROMATE
2	3	TERM WW SN/B EXTRA LONG	BRASS	TIN
1	1	INSULATOR, SR, PC, MOLDED MTG	PBT	BLACK

REMOVED RED EPOXY NOTE REV'D NOTES: ADD PTH PATTERN EC NO: IPG2017-0467 DRW:HRSTONE 2016/11/09 CHKDB:RUPERT 2016/11/14 APPR:WOODMAN 2016/11/30	QUALITY SYMBOLS	GENERAL TOLERANCES (UNLESS SPECIFIED)	DIMENSION STYLE	SCALE	DESIGN UNITS	THIRD ANGLE PROJECTION
	▽=0 ∇=0	mm INCH 4 PLACES ± --- ± --- 3 PLACES ± --- ± .005 2 PLACES ± 0.13 ± .01 1 PLACE ± 0.3 ± --- ANGULAR ± 2 °	IN/MM	2:1	INCH	
	DRAFT WHERE APPLICABLE MUST REMAIN WITHIN DIMENSIONS		DRAWN BY DATE	TITLE		
			JENCINAS 2008/01/14	11.11/.438 SR BTS ASSY 600V NO PADS, SQ. WASHER SEALED TERMINAL HOLES		
		APPROVED BY DATE	MATERIAL NO.	DOCUMENT NO.		
		JMACNEIL 2008/01/14	386390067	SD-38639-011		
			SIZE B	THIS DRAWING CONTAINS INFORMATION THAT IS PROPRIETARY TO MOLEX INCORPORATED AND SHOULD NOT BE USED WITHOUT WRITTEN PERMISSION		SHEET NO. 1 OF 1