

# Product data sheet

Specifications



## Electromechanical Power Relays, Harmony 9A, 30A, 5 VDC SPST-NO, flanged panel mount, sealed cover

9AS3D5

**Product availability: Non-Stock - Not normally stocked in distribution facility**

### Main

Product Range	Harmony
Product Type	Power relay
Switch Function	SPST
Contact Composition	NO
Contacts Material	Silver alloy contacts
[Uc] Control Circuit Voltage	5 V DC
Maximum Switching Voltage	277 V AC 28 V DC

### Complementary

Load Current	30 A
Operating Position	Any position
Rated Power in VA	470 VA at 240 V on pilot duty
Network Frequency	50-60 Hz
Rated Power in HP	1 hp at 125 V AC 2 hp at 250 V AC
Minimum Switching Capacity	5 W at 1 A, 5 V DC 12 VA at 1 A, 12 V AC
Rated Operational Current	30 A at 240 V AC-1 30 A at 28 V DC (on resistive load) 24 A at 240 V AC (on resistive load) 98 A at 120 V AC-8a (locked rotor) 22 A at 120 V AC-8a (full load) 10 A at 277 V AC-5a (ballast)
Control Circuit Voltage Limits	0.8...1.1 Uc
Average Resistance	27 Ohm at 73 °F (23 °C) +/- 10 %
Connections Terminals	Faston terminals contact terminal AWG 12...AWG 10, connection size: 6.35 x 0.8 mm Faston terminals coil terminal AWG 22...AWG 14, connection size: 4.8 x 0.5 mm
Drop-out Voltage Threshold	>= 0.1 Uc
Average Coil Consumption	0.9 W
Rated Impulse Withstand Voltage	4 kV 1.2/50 μs
Electrical Durability	100000 cycles, 30 A at 240 V, AC-1 50000 cycles for resistive load, 30 A at 28 V, DC 100000 cycles for resistive load, 24 A at 240 V, AC 30000 cycles for full load, 22 A at 120 V, AC-8a 1000 cycles for motor load 6000 cycles for ballast load, 10 A at 277 V, AC-5a

Price is "List Price" and may be subject to a trade discount – check with your local distributor or retailer for actual price.

<b>Mechanical Durability</b>	10000000 cycles
<b>Operate Time</b>	20 ms
<b>Release Time</b>	10 ms
<b>Dielectric Strength</b>	2500 V AC between coil and contact 1500 V between contacts with micro disconnection
<b>Rated Insulation Voltage</b>	320 V
<b>Mounting Support</b>	Panel flange
<b>Protection Category</b>	RT III
<b>Product Weight</b>	0.071 lb(US) (0.032 kg)

## Environment

<b>Shock Resistance</b>	10 gn operating 100 gn not operating
<b>Pollution Degree</b>	3
<b>Vibration Resistance</b>	+/- 0.75 mm 10...55 Hz operating +/- 0.75 mm 10...55 Hz not operating
<b>Ambient Temperature Range - Operational</b>	-40...104 °F (-40...40 °C)
<b>Ambient Temperature Range - Storage</b>	-40...185 °F (-40...85 °C)
<b>Product Certifications</b>	UL
<b>Height</b>	2.0 in (50 mm)
<b>Width</b>	1.07 in (27.3 mm)
<b>Depth</b>	1.09 in (27.8 mm)
<b>Standards</b>	UL 60947-4-1

## Ordering and shipping details

<b>Category</b>	US10CP221127
<b>Discount Schedule</b>	OCP2
<b>GTIN</b>	3606489915315
<b>Returnability</b>	No
<b>Country of origin</b>	CN

## Packing Units

<b>Unit Type of Package 1</b>	PCE
<b>Number of Units in Package 1</b>	1
<b>Package 1 Height</b>	1.09 in (2.78 cm)
<b>Package 1 Width</b>	1.07 in (2.72 cm)
<b>Package 1 Length</b>	1.97 in (5 cm)
<b>Package 1 Weight</b>	1.1 oz (32 g)



## Environmental Data

Schneider Electric aims to achieve Net Zero status by 2050 through supply chain partnerships, lower impact materials, and circularity via our ongoing “Use Better, Use Longer, Use Again” campaign to extend product lifetimes and recyclability.

[Environmental Data explained >](#)

[How we assess product sustainability >](#)

### Environmental footprint

[Environmental Disclosure](#)

[Product Environmental Profile](#)

## Use Better

### Materials and Substances

Packaging made with recycled cardboard

No

Packaging without single use plastic

No

[EU RoHS Directive](#)

Compliant

REACH Regulation

[REACH Declaration](#)

California proposition 65

**WARNING:** This product can expose you to chemicals including: Lead and lead compounds, which is known to the State of California to cause cancer and birth defects or other reproductive harm. For more information go to [www.P65Warnings.ca.gov](http://www.P65Warnings.ca.gov)

PVC free

Yes

Silicon free

Yes

## Use Again

### Repack and remanufacture


[Circularity Profile](#)

[End of Life Information](#)

Take-back

No

WEEE

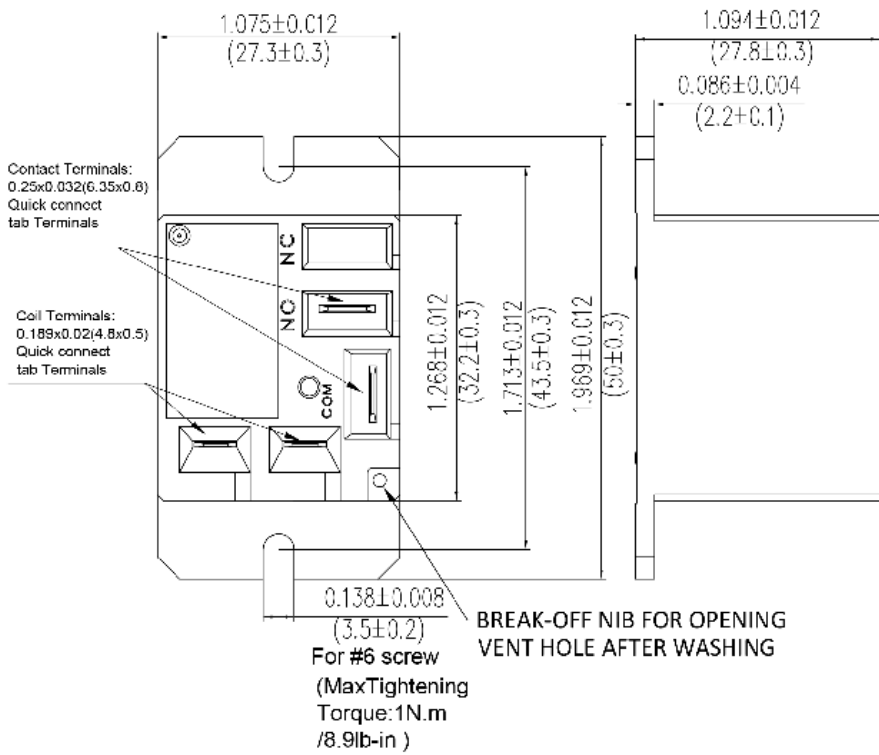
 The product must be disposed on European Union markets following specific waste collection and never end up in rubbish bins.

Dimensions Drawings

Approximate Dimensions

1A

Unit:  
in.  
(mm)



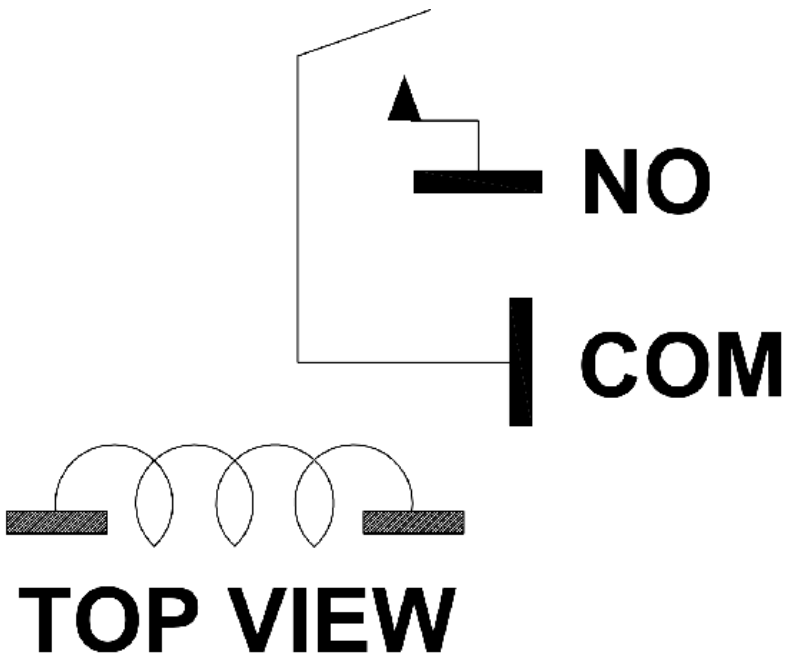


Image of product / Alternate images

Alternative

---

