

# Product data sheet

Specifications



## Power relay, SE Relays, SPDT-DM-DB, 30A, 24 VDC, side flange cover

389FXHXC1-24D

**Product availability: Stock - Normally stocked in distribution facility**

### Main

Product Type	Power relay
Switch Function	SPDT-DM-DB
Contact Composition	2 x (1 NC + 1 NO)

### Complementary

Input Current	30 A
Short Circuit Current	3 kA
Associated Fuse Rating	32 A gG at 400 V coordination type 2 for power circuit
Average Pole Impedance	4 mOhm
Contacts Material	Silver alloy contacts
Wire Strip Length	0.3 in (8 mm)
Minimum Switching Current	100 mA 5 V DC
Coil Resistance	400 Ohm
Input voltage	24 V DC
Drop-out Voltage Threshold	$\geq 0.1 U_c$ AC/DC
Rated Operational Current	30 A at 300 V AC (on resistive load) conforming to UL 10 A at 600 V AC (on resistive load) conforming to UL 30 A at 28 V DC (on resistive load) conforming to UL 22 A at 120 V AC (full load) conforming to UL 25 A at 277 V AC (ballast) conforming to UL 30 A at 250 V AC-1 (NO/NC) conforming to IEC 30 A at 28 V DC-1 (NO/NC) conforming to IEC
Power consumption in W	1.3 W DC
Power consumption in VA	2 VA AC
Voltage Range	0.8...1.1 $U_c$ DC
Maximum Switching Voltage	600 V AC
Motor Power HP	1.5 hp 200...600 V AC 50/60 Hz 1 hp 120...200V AC 50/60 Hz
Connections Terminals	Quick
Mounting	Flange
Product Weight	3.0 oz (84 g)

### Environment

Ambient Air Temperature for Operation	-22...131 °F (-30...55 °C)
Ambient Air Temperature for Storage	-22...185 °F (-30...85 °C)

Price is "List Price" and may be subject to a trade discount – check with your local distributor or retailer for actual price.

<b>Product Certifications</b>	cURus CSA CE
<b>Electrical Durability</b>	100000 cycles resistive load 50000 cycles resistive DC load
<b>Mechanical Durability</b>	5000000 cycles
<b>IP Degree of Protection</b>	IP40
<b>Dielectric Strength</b>	2200 V AC between coil and contact 2200 V AC between poles 1600 V AC between contacts

## Ordering and shipping details

<b>Category</b>	US10CP221127
<b>Discount Schedule</b>	OCP2
<b>GTIN</b>	3606480277061
<b>Returnability</b>	No
<b>Country of origin</b>	CN

## Packing Units

<b>Unit Type of Package 1</b>	PCE
<b>Number of Units in Package 1</b>	1
<b>Package 1 Height</b>	1.50 in (3.81 cm)
<b>Package 1 Width</b>	1.60 in (4.06 cm)
<b>Package 1 Length</b>	3.00 in (7.62 cm)
<b>Package 1 Weight</b>	0.20 lb(US) (0.09 kg)



## Environmental Data

Schneider Electric aims to achieve Net Zero status by 2050 through supply chain partnerships, lower impact materials, and circularity via our ongoing “Use Better, Use Longer, Use Again” campaign to extend product lifetimes and recyclability.

[Environmental Data explained >](#)

[How we assess product sustainability >](#)

### Environmental footprint

Carbon footprint (kg CO2 eq, Total Life cycle) 29

Environmental Disclosure [Product Environmental Profile](#)

## Use Better

### Materials and Substances

Packaging made with recycled cardboard Yes

Packaging without single use plastic Yes

[EU RoHS Directive](#) Pro-active compliance (Product out of EU RoHS legal scope)

REACH Regulation [REACH Declaration](#)

California proposition 65 **WARNING:** This product can expose you to chemicals including: Nickel compounds, which is known to the State of California to cause cancer, and Di-isodecyl phthalate (DIDP), which is known to the State of California to cause birth defects or other reproductive harm. For more information go to [www.P65Warnings.ca.gov](http://www.P65Warnings.ca.gov)

## Use Again

### Repack and remanufacture

Circularity Profile [End of Life Information](#)

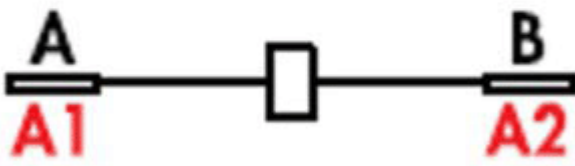
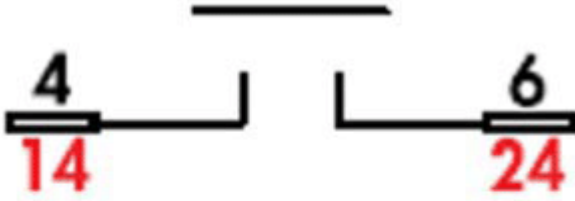
Take-back No

WEEE  The product must be disposed on European Union markets following specific waste collection and never end up in rubbish bins.

Connections and Schema

Connections and Wiring Diagrams

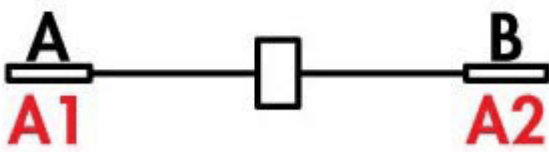
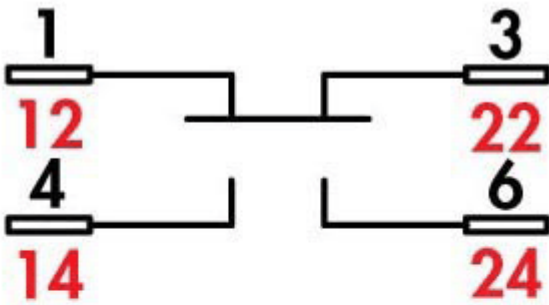
---



**SPST-NO-(DM)**

Connections and Wiring Diagrams

---



**SPDT-DB-DM**