

Product data sheet

Specifications



Power relay, SE Relays, SPDT-DM-DB, 30A, 12 VDC, side flange cover

389FXHC1-12D

⚠ To be discontinued on: Sep 30, 2025

⚠ To be discontinued

Product availability: Non-Stock - Not normally stocked in distribution facility

Main

Product Type	Power relay
Switch Function	SPDT-DM-DB
Contact Composition	2 x (1 NC + 1 NO)

Complementary

Input Current	30 A
Short Circuit Current	3 kA
Associated Fuse Rating	32 A gG at 400 V coordination type 2 for power circuit
Average Pole Impedance	4 mOhm
Contacts Material	Silver alloy contacts
Wire Strip Length	0.3 in (8 mm)
Minimum Switching Current	100 mA 5 V DC
Coil Resistance	100 Ohm
Input voltage	12 V DC
Drop-out Voltage Threshold	$\geq 0.1 U_c$ AC/DC
Rated Operational Current	30 A at 300 V AC (on resistive load) conforming to UL 10 A at 600 V AC (on resistive load) conforming to UL 30 A at 28 V DC (on resistive load) conforming to UL 22 A at 120 V AC (full load) conforming to UL 25 A at 277 V AC (ballast) conforming to UL 30 A at 250 V AC-1 (NO/NC) conforming to IEC 30 A at 28 V DC-1 (NO/NC) conforming to IEC
Power consumption in W	1.3 W DC
Power consumption in VA	2 VA AC
Voltage Range	0.8...1.1 U_c DC
Maximum Switching Voltage	600 V AC
Motor Power HP	1.5 hp 200...600 V AC 50/60 Hz 1 hp 120...200V AC 50/60 Hz
Connections Terminals	Quick
Mounting	Flange
Product Weight	3.0 oz (84 g)

Environment

Ambient Air Temperature for Operation	-22...131 °F (-30...55 °C)
---------------------------------------	----------------------------

Price is "List Price" and may be subject to a trade discount – check with your local distributor or retailer for actual price.

Ambient Air Temperature for Storage	-22...185 °F (-30...85 °C)
Product Certifications	cURus CSA CE
Electrical Durability	100000 cycles resistive load 50000 cycles resistive DC load
Mechanical Durability	5000000 cycles
IP Degree of Protection	IP40
Dielectric Strength	2200 V AC between coil and contact 2200 V AC between poles 1600 V AC between contacts

Ordering and shipping details

Category	US10CP221127
Discount Schedule	OCP2
GTIN	3606480277047
Returnability	No
Country of origin	CN

Packing Units

Unit Type of Package 1	PCE
Number of Units in Package 1	1
Package 1 Height	2.90 in (7.36 cm)
Package 1 Width	1.49 in (3.78 cm)
Package 1 Length	1.36 in (3.45 cm)
Package 1 Weight	3.0 oz (84 g)

Environmental Data

Schneider Electric aims to achieve Net Zero status by 2050 through supply chain partnerships, lower impact materials, and circularity via our ongoing “Use Better, Use Longer, Use Again” campaign to extend product lifetimes and recyclability.

[Environmental Data explained >](#)

[How we assess product sustainability >](#)

Environmental footprint

Carbon footprint (kg CO2 eq, Total Life cycle) 29

Environmental Disclosure [Product Environmental Profile](#)

Use Better

Materials and Substances

Packaging made with recycled cardboard Yes

Packaging without single use plastic Yes

[EU RoHS Directive](#) Pro-active compliance (Product out of EU RoHS legal scope)

REACH Regulation [REACH Declaration](#)

California proposition 65 **WARNING:** This product can expose you to chemicals including: Nickel compounds, which is known to the State of California to cause cancer, and Di-isodecyl phthalate (DIDP), which is known to the State of California to cause birth defects or other reproductive harm. For more information go to www.P65Warnings.ca.gov

Use Again

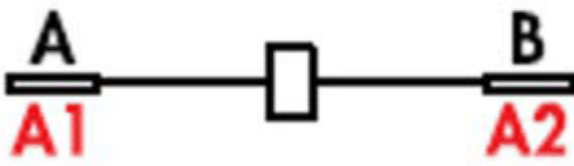
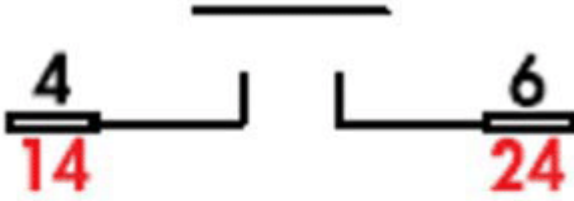
Repack and remanufacture

Circularity Profile [End of Life Information](#)

WEEE  The product must be disposed on European Union markets following specific waste collection and never end up in rubbish bins.

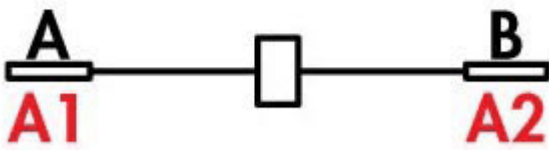
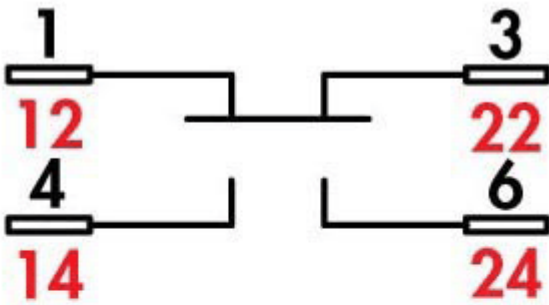
Connections and Schema

Connections and Wiring Diagrams



SPST-NO-(DM)

Connections and Wiring Diagrams



SPDT-DB-DM