



## YF88008-61NF

### Directional Yagi Antenna 880-960 MHz

TE's premium series directional Yagi antennas (U.S. Patent 10,116,063) are either fully gold or fully black, anodized for corrosion resistance. All UHF and above frequency antennas feature internal matching to assure broad bandwidth and resistance to severe weather conditions. There is no gamma match to ice up, corrode, or detune. We optimized the product family for forward gain by computer analysis and then fieldtested each for conformance.

#### FEATURES AND BENEFITS

- All UHF and higher frequency antennas feature 360° welds around each element and an end-of-boom N-connector feed with an internal transmission line feeding the driven element.
- Every Yagi is tuned on a network analyzer for best power match and lowest VSWR.
- All Yagi antennas ship complete with a high-quality cast aluminum mounting kit that includes stainless steel hardware and allows vertical or horizontal orientation during installation.
- The antenna has an ingress protection rating of IP67.

#### APPLICATIONS

- Point-to-point and multi-point/directional outdoor antennas applications used by private organizations and government agencies around the globe.
- Typical applications include transportation such as railroad switching, remote locations reporting examples that include oil fields, weather conditions, and meter data transmissions for utilities.



#### ELECTRICAL SPECIFICATIONS

Model Number	YF88008-61NF
Operating Frequency (MHz)	880-960
Peak Gain (dBi) - Typ	8.1
Peak Gain (dBi) - Max	8.6
VSWR - Max	<1.5:1
Nominal Impedance (Ohms)	50
Polarization	Vertical
Vertical Plane 3 dB Beamwidth	63°
Horizontal Plane 3 dB Beamwidth	90°
Front-to-Back Ratio (dB)	20
Max Power - Ambient 25°C (W)	200

## MECHANICAL SPECIFICATION

Dimensions (L x W x D) - mm (in.)	305 x 165 x 79 (12.0 x 6.50 x 3.11)
Weight - kg (lbs.)	0.42 (0.92) 1.11 (2.44) - with brackets
Connector	Type N female

## ENVIRONMENTAL SPECIFICATION

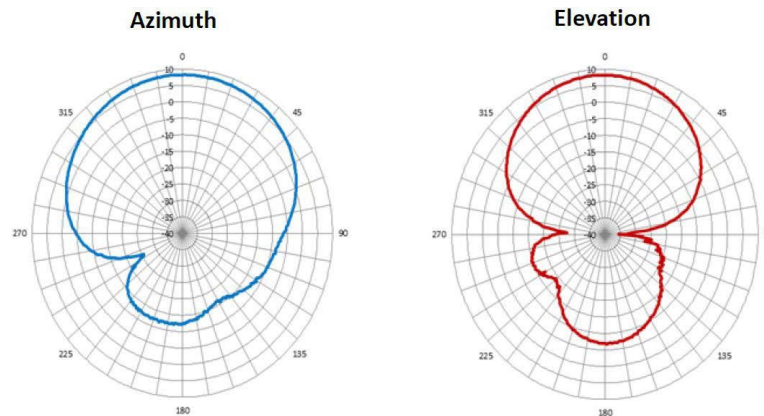
Operating Temperature - °C (°F)	-30 to +70°C (-22 to +158°F)
Storage Temperature - °C (°F)	-40 to +85°C (-40 to +185°F)
Wind Operational - km/hr (mph)	160 (100)
Wind Survival - km/hr (mph)	220 (136)
Ingression Protection	IP67
Material Substance Compliance	RoHS

## CONFIGURATION

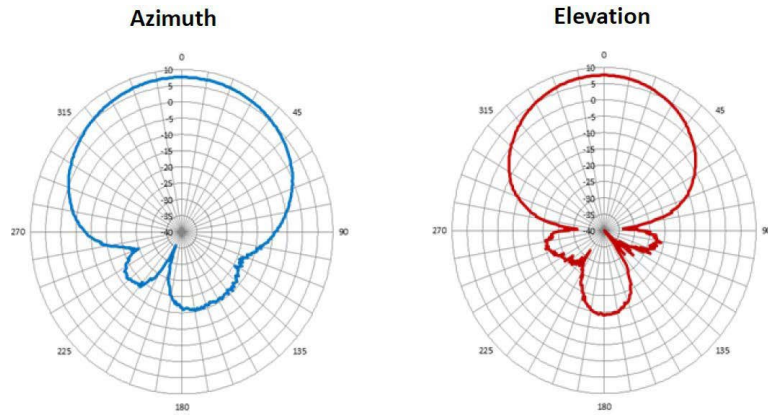
PART NUMBER	CABLE LENGTH	CONNECTOR
YF88008-61NF	61 cm (24 in.)	Type N-female

## RADIATION PATTERNS

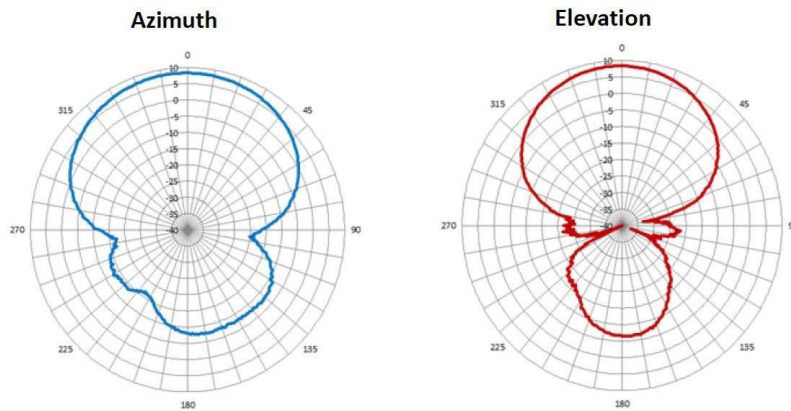
### 890 MHz



## 925 MHz



## 960 MHz



### TE TECHNICAL SUPPORT CENTER

USA:	+1 (800) 522-6752
Canada:	+1 (905) 475-6222
Mexico:	+52 (0) 55-1106-0800
Latin/S. America:	+54 (0) 11-4733-2200
Germany:	+49 (0) 6251-133-1999
UK:	+44 (0) 800-267666
France:	+33 (0) 1-3420-8686
Netherlands:	+31 (0) 73-6246-999
China:	+86 (0) 400-820-6015

### te.com

TE, TE Connectivity, TE connectivity (logo), and EVERY CONNECTION COUNTS are trademarks owned or licensed by the TE Connectivity plc family of companies. Other product names, logos, and company names mentioned herein may be trademarks of their respective owners.

While TE has made every reasonable effort to ensure the accuracy of the information in this document, TE does not guarantee that it is error-free, nor does TE make any other representation, warranty or guarantee that the information is accurate, complete, correct, reliable or current. TE reserves the right to make any adjustments to the information contained herein at any time without notice. TE EXPRESSLY DISCLAIMS ALL IMPLIED WARRANTIES REGARDING THE INFORMATION CONTAINED HEREIN, INCLUDING, BUT NOT LIMITED TO, ANY IMPLIED WARRANTIES OF MERCHANTABILITY OR FITNESS FOR A PARTICULAR PURPOSE. In no event will TE be liable for any direct, indirect, incidental, special or consequential damages arising from or related to recipient's use of the information. It is the sole responsibility of recipient of this information to verify the results of this information using their engineering and product environment. Recipient assumes any and all risks associated with the use of the information. Antenna performance may vary. TE is a component manufacturer, and customer and/or end-user is responsible for all end-use compliance and regulatory requirements.

©2025 TE Connectivity. All Rights Reserved.

05/25 Original