



YF880012

Directional Yagi Antenna 880-960 MHz


Laird's premium series directional Yagi antennas (U.S. Patent 10,116,063) are either fully gold or fully black, anodized for corrosion resistance. All UHF and above frequency antennas feature internal matching to assure broad bandwidth and resistance to severe weather conditions. There is no gamma match to ice up, corrode, or detune. We optimized the product family for forward gain by computer analysis and then field-tested each for conformance.

FEATURES AND BENEFITS

- All UHF and higher frequency antennas feature 360° welds around each element and an end-of-boom N-connector feed with an internal transmission line feeding the driven element.
- Every Yagi is tuned on a network analyzer for best power match and lowest VSWR.
- All Yagi antennas ship complete with a high-quality cast aluminum mounting kit that includes stainless steel hardware and allows vertical or horizontal orientation during installation.
- The antenna has an ingress protection rating of IP67.

APPLICATIONS

- Point-to-point and multi-point/directional outdoor antennas applications used by private organizations and government agencies around the globe.
- Typical applications include transportation such as railroad switching, remote locations reporting examples that include oil fields, weather conditions, and meter data transmissions for utilities.



ELECTRICAL SPECIFICATIONS

Model Number	YF880012
Operating Frequency (MHz)	880-960
Peak Gain (dBi) - Max	12.2
VSWR - Max	<1.5:1
Nominal Impedance (Ohms)	50
Polarization	Linear
Vertical Plane 3 dB Beamwidth	47°
Horizontal Plane 3 dB Beamwidth	54°
Front-to-Back Ratio (dB)	20
Max Power - Ambient 25°C (W)	200

MECHANICAL SPECIFICATION

Dimensions (L x W x T) - mm (in.)	610 x 168 x 79 (24.0 x 6.61 x 3.11)
Weight - kg (lbs.)	0.68 (1.50) 1.37 (3.02) - with brackets
Connector	Type N female

ENVIRONMENTAL SPECIFICATION

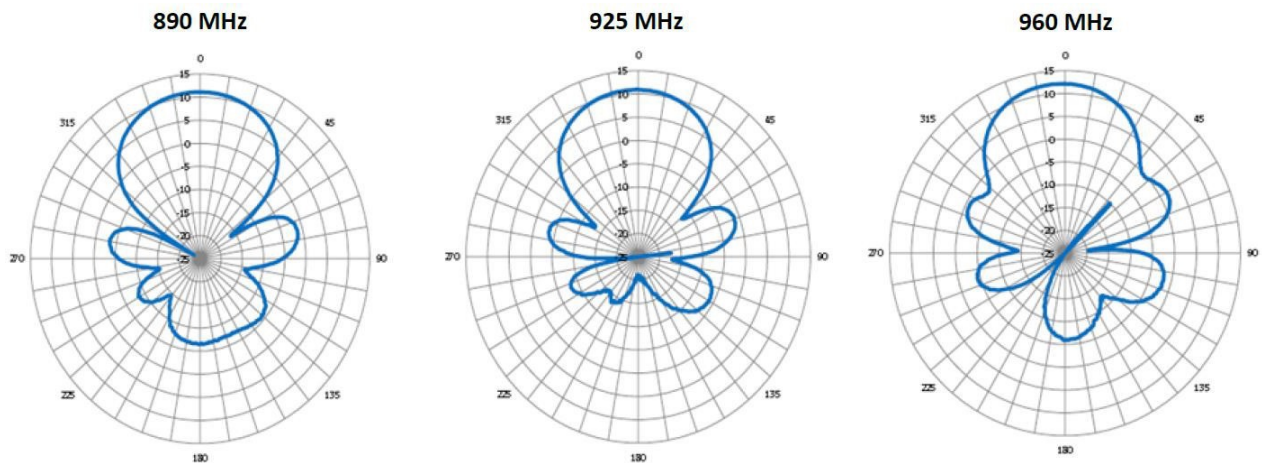
Operating Temperature - °C (°F)	-30 to +70°C (-22 to +158°F)
Storage Temperature - °C (°F)	-40 to +85°C (-40 to +185°F)
Wind Operational - km/hr (mph)	160 (100)
Wind Survival - km/hr (mph)	220 (136)
Ingression Protection	IP67
Material Substance Compliance	RoHS

CONFIGURATION

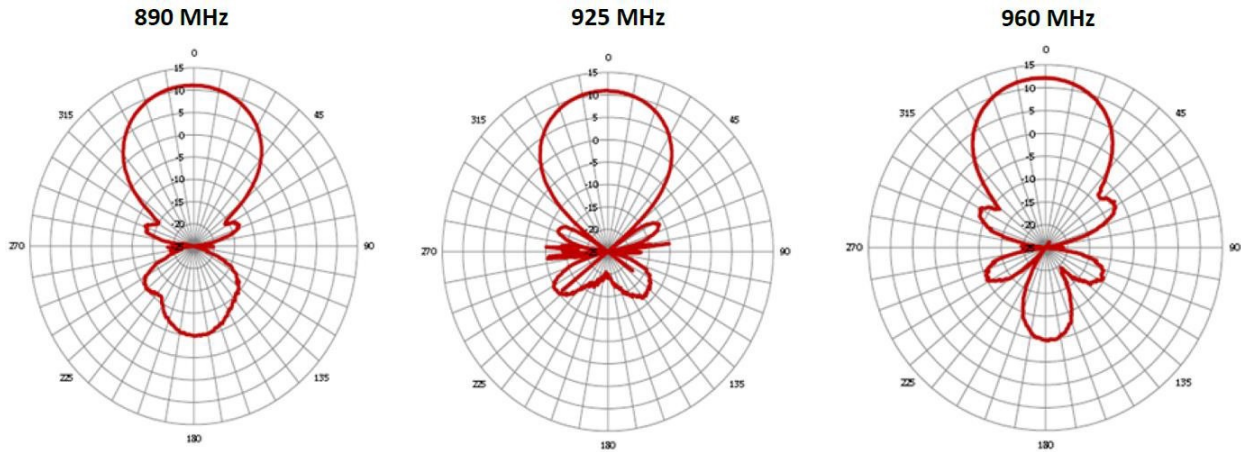
PART NUMBER	CABLE LENGTH	CONNECTOR
YF880012-30NF	30 cm (12 in.)	Type N-female
YF880012-61NF	61 cm (24 in.)	Type N-female
YF880012B-61NF (bulk)	61 cm (24 in.)	Type N-female

RADIATION PATTERNS

Azimuth



Elevation



TE TECHNICAL SUPPORT CENTER

USA:	+1 (800) 522-6752
Canada:	+1 (905) 475-6222
Mexico:	+52 (0) 55-1106-0800
Latin/S. America:	+54 (0) 11-4733-2200
Germany:	+49 (0) 6251-133-1999
UK:	+44 (0) 800-267666
France:	+33 (0) 1-3420-8686
Netherlands:	+31 (0) 73-6246-999
China:	+86 (0) 400-820-6015

te.com

TE Connectivity, TE Connectivity (logo) and Every Connection Counts are trademarks. All other logos, products and/or company names referred to herein might be trademarks of their respective owners.

The information given herein, including drawings, illustrations and schematics which are intended for illustration purposes only, is believed to be reliable. However, TE Connectivity makes no warranties as to its accuracy or completeness and disclaims any liability in connection with its use.

TE Connectivity's obligations shall only be as set forth in TE Connectivity's Standard Terms and Conditions of Sale for this product and in no case will TE Connectivity be liable for any incidental, indirect or consequential damages arising out of the sale, resale, use or misuse of the product. Users of TE Connectivity products should make their own evaluation to determine the suitability of each such product for the specific application.

TE warrants to the original end user customer of its products that its products are free from defects in material and workmanship. Subject to conditions and limitations TE will, at its option, either repair or replace any part of its products that prove defective because of improper workmanship or materials. This limited warranty is in force for the useful lifetime of the original end product into which the TE product is installed. Useful lifetime of the original end product may vary but is not to exceed five (5) years from the original date of the end product purchase.

©2021 TE Connectivity. All Rights Reserved.

12/21 Original

