

PC120TR4

Hi-Eff Red

T1 (3mm) Right-Angle 0.20" Centerline PCB LEDs
50° viewing angle

DWG BY:
BL / GP
09-11-07

CHK BY:
PL
09-25-07

QA:

__-__-__

MFG:

__-__-__

REVISION LTR: -

09-24-07

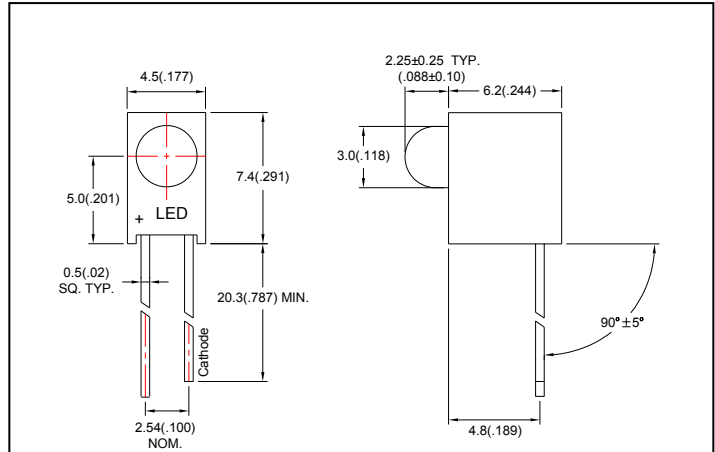
● **Features:**

1. Chip material: GaAsP/GaP
2. Emitted color : Hi-Eff Red
3. Lens Appearance : Red Trans
4. Low power consumption.
5. High efficiency.
6. Versatile mounting on P.C. Board or panel.
7. Low current requirement.
8. 3mm diameter package.
9. This product is RoHS compliant.

● **Applications:**

1. TV set
2. Monitor
3. Telephone
4. Computer
5. Circuit board

● **Package dimensions**



Notes:

1. All dimensions are in millimeters (inches).
2. Tolerance is ±0.25mm (0.01") unless otherwise specified.
3. Lead spacing is measured where the leads emerge from the package.
4. Specifications are subject to change without notice.

● **Absolute Maximum Ratings(Ta=25°C)**

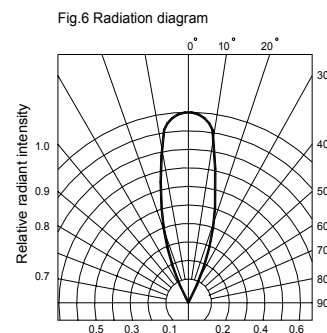
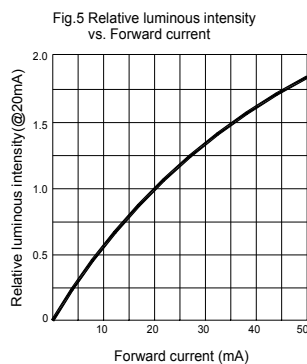
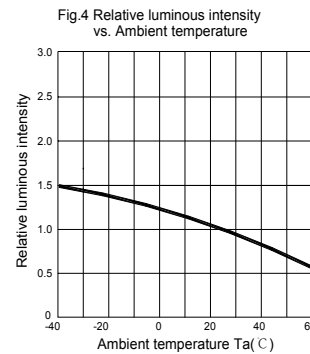
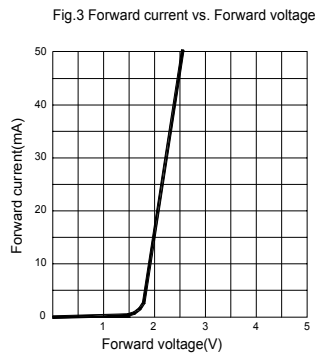
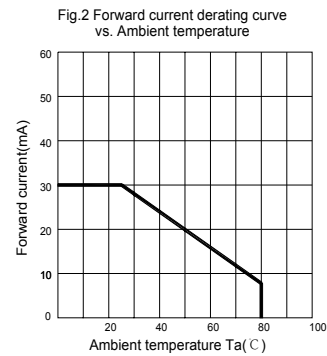
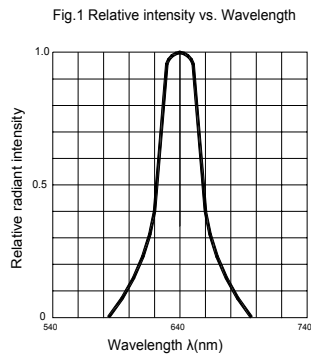
Parameter	Symbol	Rating	Unit
Power Dissipation	Pd	80	mW
Forward Current	I _F	30	mA
Peak Forward Current* ¹	I _{FP}	150	mA
Reverse Voltage	V _R	5	V
Operating Temperature	Topr	-40°C~80°C	
Storage Temperature	Tstg	-40°C~85°C	
Soldering Temperature	Tsol	260°C (for 5 seconds)	

*¹Condition for I_{FP} is pulse of 1/10 duty and 0.1msec width.

● **Electrical and optical characteristics(Ta=25°C)**

Parameter	Symbol	Condition	Min.	Typ.	Max.	Unit
Forward Voltage	V _F	I _F =20mA	-	2.0	2.6	V
Luminous Intensity	I _v	I _F =20mA	-	75	-	mcd
Reverse Current	I _R	V _R =5V	-	-	100	μA
Peak Wave Length	λ _p	I _F =20mA	-	640	-	nm
Dominant Wave Length	λ _d	I _F =20mA	-	626	-	nm
Spectral Line Half-width	Δλ	I _F =20mA	-	42	-	nm
Viewing Angle	2θ _{1/2}	I _F =20mA	-	50	-	deg
Radiant Intensity		I _F =20mA	-	-	-	mW/sr
Chromaticity Coordinates	X	I _F =20mA	-	0.70	-	
	Y		-	0.29	-	

● **Typical electro-optical characteristics curves**



● **Bin Limits**

1. Intensity Bin Limits (At $I_F=20\text{mA}$)

Bin Code	Min. (mcd)	Max. (mcd)
M	28	42
N	42	63
P	63	94
Q	94	140
R	140	210

● Bin : x



NOTES: 1. Tolerance of measurement of luminous intensity. : ±15%