



CII | FCC-360

TE Internal #: 5-1617818-0

General Purpose Contactor, DC, Non-Polarized, Monostable, 3 Form X 3PST-NO-DM, 60 A Contact Rating, 28 VDC Coil Voltage, Chassis Mount, FCC-360

[View on TE.com >](#)

Relays & Contactors > Electromechanical Relays



Relay & Contactor Type: **General Purpose Contactor**

Contact Current Rating: **60 A**

Coil Magnetic System: **Non-Polarized, Monostable**

Contact Arrangement: **3 Form X 3PST-NO-DM**

Current Type: **DC**

Features

Product Type Features

Relay & Contactor Type	General Purpose Contactor
------------------------	---------------------------

Configuration Features

Relay Options	Auxiliary Contacts, Back EMF Suppression
Contact Arrangement	3 Form X 3PST-NO-DM

Electrical Characteristics

Contact Switching Voltage (Max)	115 VAC
Contact Current Rating	60 A
Coil Voltage Rating	28 VDC
Coil Resistance	160 Ω

Body Features

Enclosure Type	Environmentally Sealed
----------------	------------------------

Termination Features

Main Termination & Connection Type	10-32 UNF-2A Stud
Coil Termination & Connection Type	10-32 UNF-2A Stud

Mechanical Attachment

Product Mounting Feature Type	Mounting Hole
Product Mount Type	Chassis Mount



Usage Conditions

Operating Temperature Range	-70 – 125 °C[-94 – 257 °F]
Environmental Ambient Temperature (Max)	85 °C[185 °F]

Operation/Application

Shock Resistance	50G's, 11ms
Coil Magnetic System	Non-Polarized, Monostable
Current Type	DC

Other

Contact Current Class	>50 – ≤200 A
-----------------------	--------------

Product Compliance


[For compliance documentation, visit the product page on TE.com>](#)

EU RoHS Directive 2011/65/EU	Not Compliant
EU ELV Directive 2000/53/EC	Not Yet Reviewed
China RoHS 2 Directive MIIT Order No 32, 2016	Restricted Materials Above Threshold
EU REACH Regulation (EC) No. 1907/2006	Current ECHA Candidate List: JAN 2025 (247) Candidate List Declared Against: JAN 2024 (240) Does not contain REACH SVHC
Halogen Content	Not Yet Reviewed for halogen content
Solder Process Capability	Not applicable for solder process capability

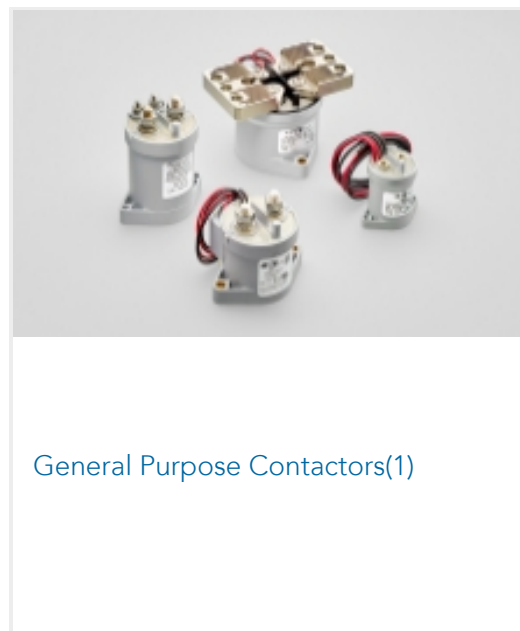
Product Compliance Disclaimer

This information is provided based on reasonable inquiry of our suppliers and represents our current actual knowledge based on the information they provided. This information is subject to change. The part numbers that TE has identified as EU RoHS compliant have a maximum concentration of 0.1% by weight in homogenous materials for lead, hexavalent chromium, mercury, PBB, PBDE, DBP, BBP, DEHP, DIBP, and 0.01% for cadmium, or qualify for an exemption to these limits as defined in the Annexes of Directive 2011/65/EU (RoHS2). Finished electrical and electronic equipment products will be CE marked as required by Directive 2011/65/EU. Components may not be CE marked. Additionally, the part numbers that TE has identified as EU ELV compliant have a maximum concentration of 0.1% by weight in homogenous materials for lead, hexavalent chromium, and mercury, and 0.01% for cadmium, or qualify for an exemption to these limits as defined in the Annexes of Directive 2000/53/EC (ELV). Regarding the REACH Regulation, the information TE provides on SVHC in articles for this part number is based on the latest European Chemicals Agency (ECHA) 'Guidance on requirements for substances in articles' posted at this URL: <https://echa.europa.eu/guidance-documents/guidance-on-reach>

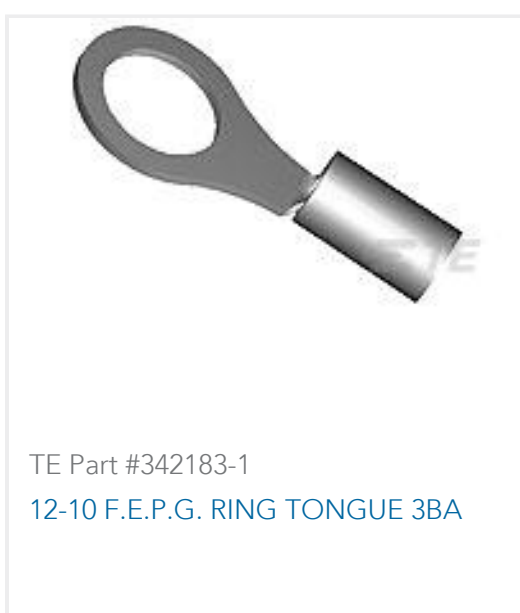
Compatible Parts



Also in the Series | **FCC-360**



Customers Also Bought





Documents

Product Drawings

[FCC-360-CU4 =OVERALL_TH](#)

English

CAD Files

[3D PDF](#)

3D

Customer View Model

[ENG_CVM_CVM_5-1617818-0_C.2d_dxf.zip](#)

English

Customer View Model

[ENG_CVM_CVM_5-1617818-0_C.3d_igs.zip](#)

English

Customer View Model

[ENG_CVM_CVM_5-1617818-0_C.3d_stp.zip](#)

English

By downloading the CAD file I accept and agree to the [Terms and Conditions](#) of use.

Datasheets & Catalog Pages

[CII-FCC-360-CU4_EDS](#)

English