

Overview

The C27 capacitor is a polypropylene metallized film capacitor, with a cylindrical, plastic can-type design filled with resin. It uses faston and plastic deck, or cable terminals.

Applications

Typical applications include motor run S0 safety class.

Benefits

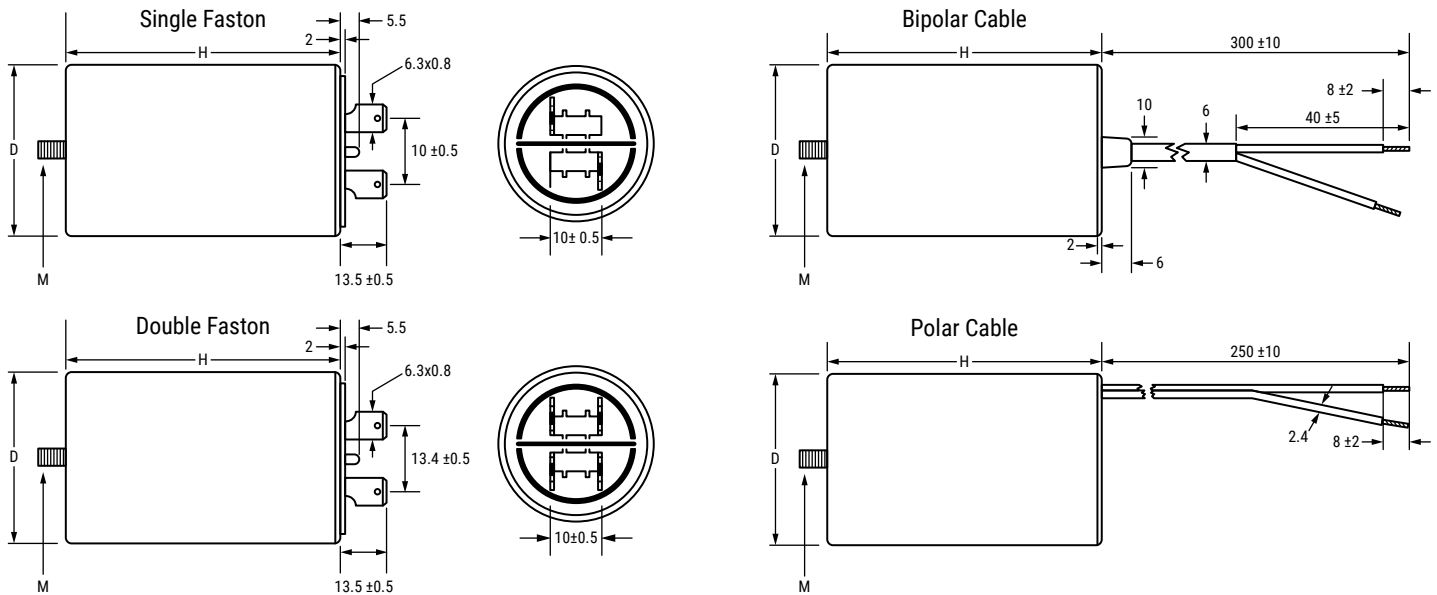
- Self-healing
- IMQ and UL810 approved (construction only)
- Rated frequency of 50 Hz and 60 Hz
- High capacitance density



Part Number System

| C27 | 4 | A | C | 2 | 4100 | AA | 5 | J |
|----------------------------|--|--|--|--|---|---|-----------------------|--------|
| Series | Marking | Case and Fixing Bolt Code | Terminal Style | Capacitance Code (pF) | Packaging | Internal Use | Tolerance | |
| C27 = Motor Run Capacitors | 4 = 30,000 hours/420 VAC (Class A) or 10,000 hours/470 VAC (Class B) 6 = 10,000 hours/420 VAC (Class B) or 3,000 hours/470 VAC (Class C) 7 = 10,000 hours/275 VAC (Class C) or 1,000 hours/425 VAC (Class D) | C274: A = Standard N = UL Z = Special C276: C = Standard N = UL Z = Special C277: L = Standard N = UL Z = Special | A = Without fixing bolt/flat bottom C = Cylindrical plastic case with M8 bolt | 2 = Single faston 6.3 x 0.8 3 = Double faston 6.3 x 0.8 A = Unipolar flexible cable (tinned end) B = Unipolar flexible cable (untinned end) F = Bipolar cable (tinned end) | Digits 2 - 4 indicate the first three digits of the capacitance value. First digit indicates the number of zeros to be added. | AA = Faston terminals standard AF = Unipolar cable, L = 250 mm, stripped 8 mm AL = Unipolar cable, L = 300 mm, stripped 8 mm, LF = Bipolar cable L = 250 mm, unsheathed 40 mm, stripped 8mm LG = Bipolar cable L = 300mm, unsheathed 40 mm, stripped 8 mm LH = Bipolar cable L = 350 mm, unsheathed 40 mm, stripped 8 mm | 0, 1, 2, 5 = Standard | J = 5% |

Dimensions – Millimeters



| D | H | Mounting Stud (M) |
|-------|------|-------------------|
| +1/-0 | ±2 | |
| 25 | 56.5 | M8 x 10 |
| 25 | 58 | M8 x 10 |
| 25 | 55 | M8 x 10 |
| 25 | 58.5 | M8 x 10 |
| 25 | 57 | M8 x 10 |
| 30 | 56.5 | M8 x 10 |
| 30 | 55 | M8 x 10 |
| 30 | 69.5 | M8 x 10 |
| 30 | 58.5 | M8 x 10 |
| 30 | 57 | M8 x 10 |
| 35 | 56.5 | M8 x 10 |
| 35 | 73.5 | M8 x 10 |
| 35 | 55 | M8 x 10 |
| 35 | 57 | M8 x 10 |
| 35 | 71.5 | M8 x 10 |
| 35 | 74 | M8 x 10 |
| 35 | 94.5 | M8 x 10 |
| 35 | 69.5 | M8 x 10 |
| 35 | 58.5 | M8 x 10 |
| 35 | 95.5 | M8 x 10 |

| D | H | Mounting Stud (M) |
|-------|------|-------------------|
| +1/-0 | ±2 | |
| 40 | 73.5 | M8 x 10 |
| 40 | 71.5 | M8 x 10 |
| 40 | 74 | M8 x 10 |
| 40 | 94 | M8 x 10 |
| 40 | 69.5 | M8 x 10 |
| 40 | 95.5 | M8 x 10 |
| 45 | 93 | M8 x 10 |
| 45 | 74 | M8 x 10 |
| 45 | 95.5 | M8 x 10 |
| 45 | 94 | M8 x 10 |
| 45 | 120 | M8 x 10 |
| 45 | 71.5 | M8 x 10 |
| 50 | 95 | M8 x 10 |
| 50 | 120 | M8 x 10 |
| 55 | 120 | M8 x 10 |
| 55 | 121 | M8 x 10 |
| 55 | 93.5 | M8 x 10 |

Qualification

| | |
|---------------------|--|
| Reference Standards | IEC 252, EN 60252-1:2011/A1/2013, IMQ, UL810 (construction only), approved up to 500 VAC |
| Vibration Test | IEC 68-2-6 |

Performance Characteristics

| Type of Service | Continuous |
|--|--|
| Operating Class | |
| C27/4 | Class A 30,000 hours at 420 VAC or Class B 10,000 hours at 470 VAC |
| C27/6 | Class B 10,000 hours at 420 VAC or Class C 3,000 hours at 470 VAC |
| C27/7 | Class B 10,000 hours at 275 VAC or Class D 1,000 hours at 425 VAC (intermittent operation) |
| Temperature Range | -25°C to +85°C |
| Storage Temperature | -40°C to +90°C |
| Rated Voltage | 470 VAC |
| Rated Frequency | 50 – 60 Hz |
| Voltage Rise/Fall Time (Maximum): | |
| C27/4 | 20 V/μs |
| C27/6 | 15 V/μs |
| c27/7 | 15 V/μs |
| Maximum Permissible Voltage | 1.10 x rated voltage |
| Maximum Permissible Current | 1.30 x rated current |
| Dissipation Factor (DF) | 20 x 10 ⁻⁴ at +20°C, 50Hz |
| Safety Class | S0 |
| Maximum Altitude | 2,000 m |
| Capacitance Tolerance | ±5% |
| Mounting | Any position |
| Can | Polypropylene with self-extinguishing features V2 (UL 94) Noryl with self-extinguishing features VI (UL 94) for diameters > 50 mm |
| Disk | Faston execution: Nylon PA66 with self-extinguishing features V0 |
| | Cable execution: PC-A with self-extinguishing features V0 |
| | For diameters > 40 mm cable execution: Noryl PPO with self-extinguishing features VI |
| Filling Resin | Polyurethane |
| Dielectric | Polypropylene |
| Plates | Self-healing metal layer |
| Test Voltage Terminal to Terminal (V _{TT}) | 2 V _n for 2 seconds |
| Test Voltage Terminal to Can (V _{TC}) | 2,000 V for 2 seconds |
| Air Distance Between Live Parts | ≥ 5 mm |
| Air Distance Between Live Parts and Case | ≥ 6 mm |

Table 1 – Ratings & Part Number Reference

| Capacitance Value (µF) | VAC | Maximum Dimensions (mm) | | dV/dt (V/µs) | Termination | Packaging Quantity | Part Number |
|------------------------|-----|-------------------------|--------|--------------|---------------------------------------|--------------------|-----------------|
| | | D | H | | | | |
| 1 | 470 | 25 | 56.5 | 20 | Single faston | 162 | C274AC24100AA0J |
| 1.25 | 470 | 25 | 58 | 20 | Single faston | 162 | C274AC24125AA0J |
| 1.5 | 470 | 25 | 58 | 20 | Single faston | 162 | C274AC24150AA0J |
| 2 | 470 | 25 | 58 | 20 | Single faston | 162 | C274AC24200AA0J |
| 2.5 | 470 | 25 | 58 | 20 | Single faston | 162 | C274AC24250AA0J |
| 3 | 470 | 25 | 58 | 20 | Single faston | 162 | C274AC24300AA0J |
| 4 | 470 | 30 | 56.5 | 20 | Single faston | 110 | C274AC24400AA0J |
| 5 | 470 | 30 | 56.5 | 20 | Single faston | 110 | C274AC24500AA0J |
| 6 | 470 | 35 | 56.5 | 20 | Single faston | 86 | C274AC24600AA0J |
| 6.3 | 470 | 35 | 56.5 | 20 | Single faston | 86 | C274AC24630AA0J |
| 7 | 470 | 35 | 56.5 | 20 | Single faston | 86 | C274AC24700AA0J |
| 7.5 | 470 | 35 | 56.5 | 20 | Single faston | 86 | C274AC24750AA0J |
| 8 | 470 | 35 | 56.5 | 20 | Single faston | 86 | C274AC24800AA0J |
| 10 | 470 | 35 | 73.5 | 20 | Single faston | 86 | C274AC25100AA0J |
| 12 | 470 | 35 | 73.5 | 20 | Single faston | 86 | C274AC25120AA0J |
| 12.5 | 470 | 35 | 73.5 | 20 | Single faston | 86 | C274AC25125AA0J |
| 16 | 470 | 40 | 73.5 | 20 | Single faston | 60 | C274AC25160AA0J |
| 25 | 470 | 45 | 93 | 20 | Single faston | 50 | C274AC25250AA0J |
| 30 | 470 | 45 | 93 | 20 | Single faston | 50 | C274AC25300AA0J |
| 31.5 | 470 | 45 | 93 | 20 | Single faston | 50 | C274AC25315AA0J |
| 1 | 470 | 25 | 56.5 | 20 | Double faston | 162 | C274AC34100AA0J |
| 1.5 | 470 | 25 | 58 | 20 | Double faston | 162 | C274AC34150AA0J |
| 2 | 470 | 25 | 58 | 20 | Double faston | 162 | C274AC34200AA0J |
| 2.5 | 470 | 25 | 56.5 | 20 | Double faston | 162 | C274AC34250AA0J |
| 3 | 470 | 25 | 58 | 20 | Double faston | 162 | C274AC34300AA0J |
| 4 | 470 | 30 | 56.5 | 20 | Double faston | 110 | C274AC34400AA0J |
| 5 | 470 | 30 | 56.5 | 20 | Double faston | 110 | C274AC34500AA0J |
| 6 | 470 | 35 | 56.5 | 20 | Double faston | 86 | C274AC34600AA0J |
| 6.3 | 470 | 35 | 56.5 | 20 | Double faston | 86 | C274AC34630AA0J |
| 7 | 470 | 35 | 56.5 | 20 | Double faston | 86 | C274AC34700AA0J |
| 7.5 | 470 | 35 | 56.5 | 20 | Double faston | 86 | C274AC34750AA0J |
| 8 | 470 | 35 | 56.5 | 20 | Double faston | 86 | C274AC34800AA0J |
| 9 | 470 | 35 | 73.5 | 20 | Double faston | 86 | C274AC34900AA0J |
| 10 | 470 | 35 | 73.5 | 20 | Double faston | 86 | C274AC35100AA0J |
| 11 | 470 | 35 | 73.5 | 20 | Double faston | 86 | C274AC35110AA0J |
| 12 | 470 | 35 | 73.5 | 20 | Double faston | 86 | C274AC35120AA0J |
| 12.5 | 470 | 35 | 73.5 | 20 | Double faston | 86 | C274AC35125AA0J |
| 14 | 470 | 40 | 73.5 | 20 | Double faston | 60 | C274AC35140AA0J |
| 15 | 470 | 40 | 73.5 | 20 | Double faston | 60 | C274AC35150AA0J |
| 16 | 470 | 40 | 73.5 | 20 | Double faston | 60 | C274AC35160AA0J |
| 18 | 470 | 45 | 74 | 20 | Double faston | 50 | C274AC35180AA0J |
| 20 | 470 | 45 | 74 | 20 | Double faston | 50 | C274AC35200AA0J |
| 25 | 470 | 45 | 93 | 20 | Double faston | 50 | C274AC35250AA0J |
| 30 | 470 | 45 | 93 | 20 | Double faston | 50 | C274AC35300AA0J |
| 35 | 470 | 50 | 95 | 20 | Double faston | 40 | C274AC35350AA0J |
| 40 | 470 | 50 | 120 | 20 | Double faston | 40 | C274AC35400AA0J |
| 50 | 470 | 50 | 120 | 20 | Double faston | 40 | C274AC35500AA0J |
| 55 | 470 | 55 | 120 | 20 | Double faston | 32 | C274AC35550AA0J |
| 60 | 470 | 55 | 121 | 20 | Double faston | 32 | C274AC35600AA0J |
| 1 | 470 | 25 | 55 | 20 | Unipolar flexible cable (tinned end) | 162 | C274ACA4100AL0J |
| 1.5 | 470 | 25 | 55 | 20 | Unipolar flexible cable (tinned end) | 162 | C274ACA4150AL0J |
| 2 | 470 | 25 | 55 | 20 | Unipolar flexible cable (tinned end) | 162 | C274ACA4200AL0J |
| 2.5 | 470 | 25 | 55 | 20 | Unipolar flexible cable (tinned end) | 162 | C274ACA4250AL0J |
| 3 | 470 | 25 | 55 | 20 | Unipolar flexible cable (tinned end) | 162 | C274ACA4300AL0J |
| 4 | 470 | 30 | 55 | 20 | Unipolar flexible cable (tinned end) | 110 | C274ACA4400AL0J |
| 5 | 470 | 30 | 55 | 20 | Unipolar flexible cable (tinned end) | 110 | C274ACA4500AL0J |
| 6 | 470 | 35 | 55 | 20 | Unipolar flexible cable (tinned end) | 86 | C274ACA4600AL0J |
| 1 | 470 | 25 | 58.5 | 20 | Unsheathed bipolar cable (tinned end) | 162 | C274ACF4100LF0J |
| 1.5 | 470 | 25 | 58.5 | 20 | Unsheathed bipolar cable (tinned end) | 162 | C274ACF4150LF0J |
| 2 | 470 | 25 | 58.5 | 20 | Unsheathed bipolar cable (tinned end) | 162 | C274ACF4200LF0J |
| 2.5 | 470 | 25 | 58.5 | 20 | Unsheathed bipolar cable (tinned end) | 162 | C274ACF4250LF0J |
| 3 | 470 | 25 | 58.5 | 20 | Unsheathed bipolar cable (tinned end) | 162 | C274ACF4300LF0J |
| Capacitance Value (µF) | VAC | B (mm) | H (mm) | dV/dt (V/µs) | Termination | Packaging Quantity | Part Number |

Table 1 – Ratings & Part Number Reference cont.

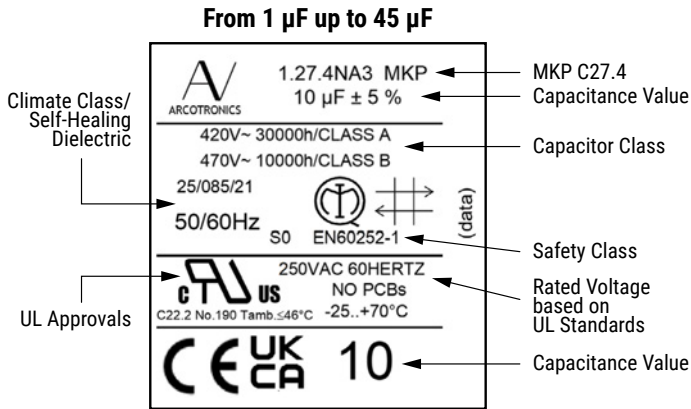
| Capacitance Value (µF) | VAC | Maximum Dimensions (mm) | | dV/dt (V/µs) | Termination | Packaging Quantity | Part Number |
|------------------------|-----|-------------------------|--------|--------------|---------------------------------------|--------------------|-----------------|
| | | D | H | | | | |
| 4 | 470 | 30 | 58.5 | 20 | Unsheathed bipolar cable (tinned end) | 110 | C274ACF4400LF0J |
| 5 | 470 | 30 | 58.5 | 20 | Unsheathed bipolar cable (tinned end) | 110 | C274ACF4500LF0J |
| 6 | 470 | 35 | 58.5 | 20 | Unsheathed bipolar cable (tinned end) | 86 | C274ACF4600LF0J |
| 8 | 470 | 35 | 58.5 | 20 | Unsheathed bipolar cable (tinned end) | 86 | C274ACF4800LF0J |
| 10 | 470 | 35 | 71.5 | 20 | Unsheathed bipolar cable (tinned end) | 86 | C274ACF5100LF0J |
| 12 | 470 | 35 | 71.5 | 20 | Unsheathed bipolar cable (tinned end) | 86 | C274ACF5120LF0J |
| 15 | 470 | 40 | 71.5 | 20 | Unsheathed bipolar cable (tinned end) | 60 | C274ACF5150LF0J |
| 20 | 470 | 45 | 71.5 | 20 | Unsheathed bipolar cable (tinned end) | 50 | C274ACF5200LF0J |
| 30 | 470 | 45 | 93 | 20 | Unsheathed bipolar cable (tinned end) | 50 | C274ACF5300LF0J |
| 35 | 470 | 50 | 93 | 20 | Unsheathed bipolar cable (tinned end) | 40 | C274ACF5350LF0J |
| 40 | 470 | 50 | 120 | 20 | Unsheathed bipolar cable (tinned end) | 40 | C274ACF5400LF0J |
| 1.5 | 470 | 25 | 58 | 15 | Single faston | 162 | C276CC24150AA0J |
| 2 | 470 | 25 | 58 | 15 | Single faston | 162 | C276CC24200AA0J |
| 2.5 | 470 | 25 | 58 | 15 | Single faston | 162 | C276CC24250AA0J |
| 3 | 470 | 25 | 58 | 15 | Single faston | 162 | C276CC24300AA0J |
| 3.15 | 470 | 25 | 58 | 15 | Single faston | 162 | C276CC24315AA0J |
| 4 | 470 | 25 | 58 | 15 | Single faston | 162 | C276CC24400AA0J |
| 5 | 470 | 25 | 58 | 15 | Single faston | 162 | C276CC24500AA1J |
| 6 | 470 | 30 | 56.5 | 15 | Single faston | 110 | C276CC24600AA0J |
| 6.3 | 470 | 30 | 56.5 | 15 | Single faston | 110 | C276CC24630AA0J |
| 7 | 470 | 30 | 56.5 | 15 | Single faston | 110 | C276CC24700AA0J |
| 8 | 470 | 35 | 56.5 | 15 | Single faston | 86 | C276CC24800AA0J |
| 9 | 470 | 35 | 56.5 | 15 | Single faston | 86 | C276CC24900AA0J |
| 10 | 470 | 35 | 56.5 | 15 | Single faston | 86 | C276CC25100AA0J |
| 11 | 470 | 35 | 56.5 | 15 | Single faston | 86 | C276CC25110AA0J |
| 12 | 470 | 35 | 73.5 | 15 | Single faston | 86 | C276CC25120AA0J |
| 12.5 | 470 | 35 | 73.5 | 15 | Single faston | 86 | C276CC25125AA0J |
| 14 | 470 | 35 | 73.5 | 15 | Single faston | 86 | C276CC25140AA0J |
| 15 | 470 | 35 | 73.5 | 15 | Single faston | 86 | C276CC25150AA0J |
| 16 | 470 | 35 | 73.5 | 15 | Single faston | 86 | C276CC25160AA0J |
| 18 | 470 | 40 | 73.5 | 15 | Single faston | 60 | C276CC25180AA0J |
| 20 | 470 | 40 | 73.5 | 15 | Single faston | 60 | C276CC25200AA0J |
| 25 | 470 | 45 | 74 | 15 | Single faston | 50 | C276CC25250AA0J |
| 30 | 470 | 45 | 74 | 15 | Single faston | 50 | C276CC25300AA0J |
| 35 | 470 | 45 | 93 | 15 | Single faston | 50 | C276CC25350AA0J |
| 40 | 470 | 45 | 94 | 15 | Single faston | 50 | C276CC25400AA0J |
| 60 | 470 | 50 | 120 | 15 | Single faston | 40 | C276CC25600AA0J |
| 1.5 | 470 | 25 | 56.5 | 15 | Double faston | 162 | C276CC34150AA0J |
| 2.5 | 470 | 25 | 58 | 15 | Double faston | 162 | C276CC34250AA0J |
| 3 | 470 | 25 | 58 | 15 | Double faston | 162 | C276CC34300AA0J |
| 3.15 | 470 | 25 | 58 | 15 | Double faston | 162 | C276CC34315AA0J |
| 4 | 470 | 25 | 58 | 15 | Double faston | 162 | C276CC34400AA0J |
| 5 | 470 | 30 | 56.5 | 15 | Double faston | 110 | C276CC34500AA0J |
| 6 | 470 | 30 | 56.5 | 15 | Double faston | 110 | C276CC34600AA0J |
| 6.3 | 470 | 30 | 56.5 | 15 | Double faston | 110 | C276CC34630AA0J |
| 7 | 470 | 30 | 56.5 | 15 | Double faston | 110 | C276CC34700AA0J |
| 8 | 470 | 35 | 56.5 | 15 | Double faston | 86 | C276CC34800AA0J |
| 10 | 470 | 35 | 56.5 | 15 | Double faston | 86 | C276CC35100AA0J |
| 11 | 470 | 35 | 56.5 | 15 | Double faston | 86 | C276CC35110AA0J |
| 12 | 470 | 35 | 74 | 15 | Double faston | 86 | C276CC35120AA0J |
| 12.5 | 470 | 35 | 73.5 | 15 | Double faston | 86 | C276CC35125AA0J |
| 14 | 470 | 35 | 73.5 | 15 | Double faston | 86 | C276CC35140AA0J |
| 15 | 470 | 35 | 73.5 | 15 | Double faston | 86 | C276CC35150AA0J |
| 16 | 470 | 35 | 74 | 15 | Double faston | 86 | C276CC35160AA0J |
| 17.5 | 470 | 40 | 73.5 | 15 | Double faston | 60 | C276CC35175AA0J |
| 18 | 470 | 40 | 73.5 | 15 | Double faston | 60 | C276CC35180AA0J |
| 20 | 470 | 40 | 74 | 15 | Double faston | 60 | C276CC35200AA0J |
| 22 | 470 | 40 | 73.5 | 15 | Double faston | 60 | C276CC35220AA0J |
| 25 | 470 | 40 | 94 | 15 | Double faston | 60 | C276CC35250AA1J |
| 30 | 470 | 45 | 74 | 15 | Double faston | 50 | C276CC35300AA0J |
| 31.5 | 470 | 45 | 93 | 15 | Double faston | 50 | C276CC35315AA0J |
| 35 | 470 | 45 | 93 | 15 | Double faston | 50 | C276CC35350AA0J |
| Capacitance Value (µF) | VAC | B (mm) | H (mm) | dV/dt (V/µs) | Termination | Packaging Quantity | Part Number |

Table 1 – Ratings & Part Number Reference cont.

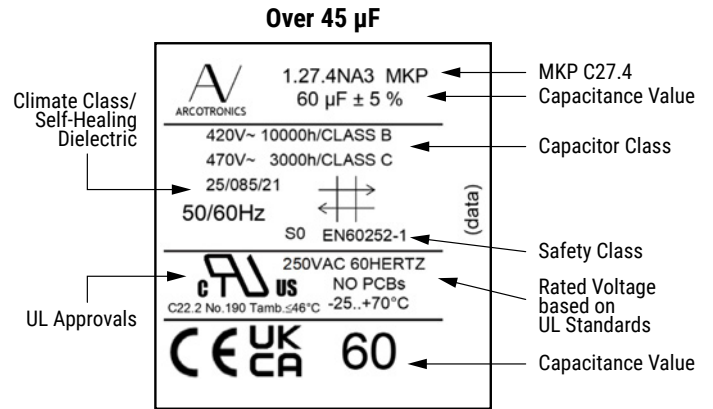
| Capacitance Value (µF) | VAC | Maximum Dimensions (mm) | | dV/dt (V/µs) | Termination | Packaging Quantity | Part Number |
|------------------------|-----|-------------------------|--------|--------------|---------------------------------------|--------------------|-----------------|
| | | D | H | | | | |
| 40 | 470 | 45 | 93 | 15 | Double faston | 50 | C276CC35400AA0J |
| 45 | 470 | 50 | 95 | 15 | Double faston | 40 | C276CC35450AA0J |
| 50 | 470 | 50 | 120 | 15 | Double faston | 40 | C276CC35500AA0J |
| 60 | 470 | 50 | 120 | 15 | Double faston | 40 | C276CC35600AA0J |
| 2 | 470 | 25 | 58.5 | 15 | Unsheathed bipolar cable (tinned end) | 162 | C276CCF4200LG0J |
| 3 | 470 | 25 | 57 | 15 | Unsheathed bipolar cable (tinned end) | 162 | C276CCF4300LG0J |
| 4 | 470 | 25 | 58.5 | 15 | Unsheathed bipolar cable (tinned end) | 162 | C276CCF4400LG0J |
| 5 | 470 | 30 | 57 | 15 | Unsheathed bipolar cable (tinned end) | 110 | C276CCF4500LG0J |
| 5.5 | 470 | 30 | 58.5 | 15 | Unsheathed bipolar cable (tinned end) | 110 | C276CCF4550LG0J |
| 6 | 470 | 30 | 58.5 | 15 | Unsheathed bipolar cable (tinned end) | 110 | C276CCF4600LG0J |
| 8 | 470 | 35 | 58.5 | 15 | Unsheathed bipolar cable (tinned end) | 86 | C276CCF4800LG0J |
| 10 | 470 | 35 | 58.5 | 15 | Unsheathed bipolar cable (tinned end) | 86 | C276CCF5100LG0J |
| 12 | 470 | 35 | 71.5 | 15 | Unsheathed bipolar cable (tinned end) | 86 | C276CCF5120LG0J |
| 12.5 | 470 | 35 | 71.5 | 15 | Unsheathed bipolar cable (tinned end) | 86 | C276CCF5125LG0J |
| 14 | 470 | 35 | 71.5 | 15 | Unsheathed bipolar cable (tinned end) | 86 | C276CCF5140LG0J |
| 16 | 470 | 35 | 71.5 | 15 | Unsheathed bipolar cable (tinned end) | 86 | C276CCF5160LG0J |
| 16 | 470 | 35 | 71.5 | 15 | Unsheathed bipolar cable (tinned end) | 86 | C276CCF5160LF0J |
| 20 | 470 | 40 | 71.5 | 15 | Unsheathed bipolar cable (tinned end) | 60 | C276CCF5200LG0J |
| 25 | 470 | 45 | 71.5 | 15 | Unsheathed bipolar cable (tinned end) | 50 | C276CCF5250LG0J |
| 30 | 470 | 45 | 71.5 | 15 | Unsheathed bipolar cable (tinned end) | 50 | C276CCF5300LG0J |
| 35 | 470 | 45 | 95.5 | 15 | Unsheathed bipolar cable (tinned end) | 50 | C276CCF5350LG0J |
| 40 | 470 | 45 | 95.5 | 15 | Unsheathed bipolar cable (tinned end) | 50 | C276CCF5400LG0J |
| 50 | 470 | 50 | 95 | 15 | Unsheathed bipolar cable (tinned end) | 40 | C276CCF5500LH2J |
| 3 | 470 | 25 | 55 | 15 | Polar cable (untinned end) | 162 | C276CCB4300AF0J |
| 4 | 470 | 25 | 55 | 15 | Polar cable (untinned end) | 162 | C276CCB4400AF0J |
| 5 | 470 | 30 | 55 | 15 | Polar cable (untinned end) | 110 | C276CCB4500AF0J |
| 7 | 470 | 30 | 55 | 15 | Polar cable (untinned end) | 110 | C276CCB4700AF0J |
| 8 | 470 | 35 | 55 | 15 | Polar cable (untinned end) | 86 | C276CCB4800AF0J |
| 8.5 | 470 | 35 | 55 | 15 | Polar cable (untinned end) | 86 | C276CCB4850AF0J |
| 9 | 470 | 35 | 55 | 15 | Polar cable (untinned end) | 86 | C276CCB4900AF0J |
| 12 | 470 | 35 | 69.5 | 15 | Polar cable (untinned end) | 86 | C276CCB5120AF0J |
| 12.5 | 470 | 35 | 69.5 | 15 | Polar cable (untinned end) | 86 | C276CCB5125AF0J |
| 14 | 470 | 35 | 69.5 | 15 | Polar cable (untinned end) | 86 | C276CCB5140AF0J |
| 5 | 425 | 25 | 56.5 | 15 | Single faston | 162 | C277LC24500AA0J |
| 16 | 425 | 35 | 74 | 15 | Single faston | 86 | C277LC25160AA0J |
| 50 | 425 | 45 | 93 | 15 | Double faston | 50 | C277LC35500AA0J |
| 70 | 425 | 50 | 95 | 15 | Double faston | 40 | C277LC35700AA0J |
| 4 | 425 | 25 | 55 | 15 | Polar cable (untinned end) | 162 | C277LCB4400AF0J |
| 5 | 425 | 25 | 55 | 15 | Polar cable (untinned end) | 162 | C277LCB4500AF0J |
| 7 | 425 | 30 | 55 | 15 | Polar cable (untinned end) | 110 | C277LCB4700AF0J |
| 8 | 425 | 30 | 55 | 15 | Polar cable (untinned end) | 110 | C277LCB4800AF0J |
| 9 | 425 | 30 | 55 | 15 | Polar cable (untinned end) | 110 | C277LCB4900AF0J |
| 30 | 425 | 40 | 95.5 | 15 | Unsheathed bipolar cable (tinned end) | 60 | C277LCF5300LG2J |
| Capacitance Value (µF) | VAC | B (mm) | H (mm) | dV/dt (V/µs) | Termination | Packaging Quantity | Part Number |

Marking

C27.4

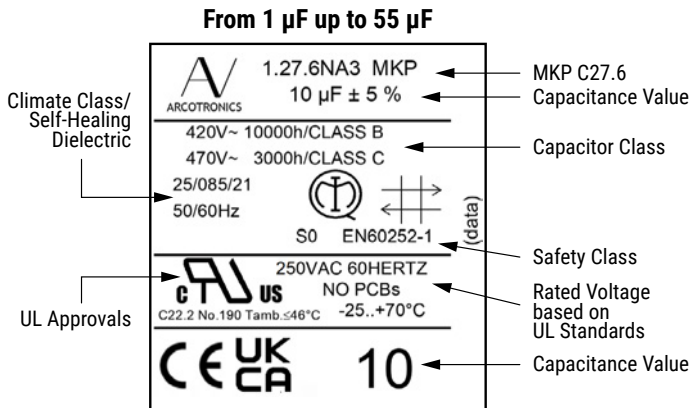


(data): Manufacturing Plant, Date Code, Day of Production, Internal Mark
UL810: Applicable if inline with "Marking" from Part Number Table

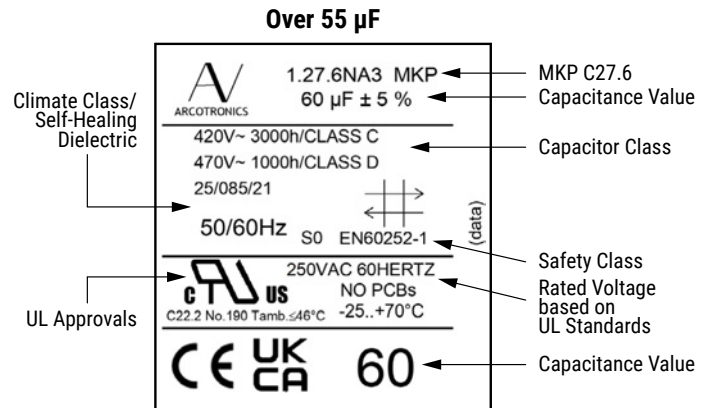


(data): Manufacturing Plant, Date Code, Day of Production, Internal Mark
UL810: Applicable if inline with "Marking" from Part Number Table

C27.6



(data): Manufacturing Plant, Date Code, Day of Production, Internal Mark
UL810: Applicable if inline with "Marking" from Part Number Table



(data): Manufacturing Plant, Date Code, Day of Production, Internal Mark
UL810: Applicable if inline with "Marking" from Part Number Table

Marking cont.

| Manufacturing Date Code (IEC-60062) | | | |
|-------------------------------------|------|-----------|------|
| Year | Code | Month | Code |
| 2020 | M | January | 1 |
| 2021 | N | February | 2 |
| 2022 | P | March | 3 |
| 2023 | R | April | 4 |
| 2024 | S | May | 5 |
| 2025 | T | June | 6 |
| 2026 | U | July | 7 |
| 2027 | V | August | 8 |
| 2028 | W | September | 9 |
| 2029 | X | October | 0 |
| 2030 | A | November | N |
| 2031 | B | December | D |
| 2032 | C | | |
| 2033 | D | | |
| 2034 | E | | |
| 2035 | F | | |
| 2036 | G | | |
| 2037 | H | | |
| 2038 | J | | |
| 2039 | K | | |
| 2040 | L | | |

Environmental Compliance

As a leading global supplier of electronic components and an environmentally conscious company, KEMET continually aspires to improve the environmental effects of our manufacturing processes and our finished electronic components.

In Europe (RoHS Directive) and in some other geographical areas such as China (China RoHS), legislation has been enacted to prevent or otherwise limit the use of certain hazardous materials, including lead (Pb), in electronic equipment. KEMET monitors legislation globally to ensure compliance and endeavors to adjust our manufacturing processes and/or electronic components as may be required by applicable law.

For military, medical, automotive, and some commercial applications, the use of lead (Pb) in the termination is necessary and/or required by design. KEMET is committed to communicating RoHS compliance to our customers. Information related to RoHS compliance will be provided in data sheets and using specific identifiers on the packaging labels.

All KEMET power film capacitors are RoHS compliant.

Materials & Environment

The selection of raw materials that KEMET uses for the production of its electronic components is the result of extensive experience. KEMET directs specific attention toward environmental protection. KEMET selects its suppliers according to ISO 9001 standards and performs statistical analyses on raw materials before acceptance for use in manufacturing our electronic components. All materials are, to the best of KEMET's knowledge, non-toxic and free from cadmium; mercury; chrome and compounds; polychlorine triphenyl (PCB); bromide and chlorinedioxins bromurate clorurate; CFC and HCFC; and asbestos.

Dissipation Factor

Dissipation factor is a complex function involved with capacitor inefficiency. The $\tan \delta$ may vary up and down with increased temperature. For more information, refer to Performance Characteristics.

Sealing

Hermetically Sealed Capacitors

As the temperature increases, the pressure inside the capacitor increases. If the internal pressure is high enough, it can cause a breach in the capacitor. Such a breach can result in leakage, impregnation, filling fluid, or moisture susceptibility.

Barometric Pressure

The altitude at which hermetically sealed capacitors are operated controls the capacitor's voltage rating. As the barometric pressure decreases, the susceptibility to terminal arc-over increases. Non-hermetic capacitors can be affected by internal stresses due to pressure changes. These effects can be in the form of capacitance changes, dielectric arc-over, and/or low insulation resistance. Altitude can also affect heat transfer. Heat that is generated in an operation cannot be dissipated properly, and high RI2 losses and eventual failure can result.

KEMET Electronics Corporation Sales Offices

For a complete list of our global sales offices, please visit www.kemet.com/sales.

Disclaimer

YAGEO Corporation and its affiliates do not recommend the use of commercial or automotive grade products for high reliability applications or manned space flight.

All product specifications, statements, information and data (collectively, the "Information") in this datasheet are subject to change. The customer is responsible for checking and verifying the extent to which the Information contained in this publication is applicable to an order at the time the order is placed. All Information given herein is believed to be accurate and reliable, but it is presented without guarantee, warranty, or responsibility of any kind, expressed or implied.

Statements of suitability for certain applications are based on KEMET Electronics Corporation's ("KEMET") knowledge of typical operating conditions for such applications, but are not intended to constitute – and KEMET specifically disclaims – any warranty concerning suitability for a specific customer application or use. The Information is intended for use only by customers who have the requisite experience and capability to determine the correct products for their application. Any technical advice inferred from this Information or otherwise provided by KEMET with reference to the use of KEMET's products is given gratis, and KEMET assumes no obligation or liability for the advice given or results obtained.

Although KEMET designs and manufactures its products to the most stringent quality and safety standards, given the current state of the art, isolated component failures may still occur. Accordingly, customer applications which require a high degree of reliability or safety should employ suitable designs or other safeguards (such as installation of protective circuitry or redundancies) in order to ensure that the failure of an electrical component does not result in a risk of personal injury or property damage.

Although all product-related warnings, cautions and notes must be observed, the customer should not assume that all safety measures are indicated or that other measures may not be required.

Additional information about production site flexibility can be found [here](#)

KEMET is a registered trademark of KEMET Electronics Corporation.