



| P992


Pressure Sensor

Introduction

The P992 series of pressure sensors incorporates a silicon capacitive sensing element in a compact package.

Using a 5 VDC input, the sensors provide a 0.25 to 4.0 VDC output proportional to pressure. Internal temperature compensation provides an accurate, easy to use device.

The innovative design eliminates mounting position effects found on other low pressure differential sensors currently available in the market. With a 10-year minimum shelf life and a lifetime of millions of cycles, Kavlico's ruggedly designed modules are made to last.



Features

- Rugged Package
- Backward Compatible Mounting Configurations
- Amplified Temperature Compensated Linear Output
- No Position Sensitivity
- EMI/RFI & ESD Protected
- Frequency Output Option (Consult Factory)
- Superior Output Signal Stability

Applications

- Variable Air Volume Systems (VAV)
- Filter Pressure Monitoring
- Duct Air Flow
- Modulated Furnace Controls
- Combustion Air Flow
- Gaseous Leak Detection



MAIN FEATURES

Pressure Ranges	1, 2, 5, 10, ± 1 , ± 2 , ± 5 Inches of H2O
Electrical Connection	Options A & B: 3 solderable pins, tin plated. Option C: Lead wires, 24 AWG, 12" long
Pressure Connection	1/8" diameter tube fitting with barb for 3/16 ID tubing
Housing Material	PET 30% glass reinforced, flame retardant
Output Signal	0.25 VDC – 4 VDC



Pressure Ranges

From 0 to ...	Inch of H2O	1	2	5	10	±1	±2	±5
Proof pressure	PSI	1	1	1	1	1	1	1
Burst pressure	PSI	1.5	1.5	1.5	1.5	1.5	1.5	1.5

Physical

Operating Life Cycle	min. 10 million full pressure cycles over the full range
Vibration Resistance	1 G from 20 to 1200 Hz
Shock Resistance	10 G's at 6 ms duration
Drop Test	1m onto concrete surface
Weight	≤ 20 grams (without mating connector)
Operating Temperature	-10°C to + 60°C
Storage Temperature	- 40°C to + 95°C ⁽¹⁾
Media	Dry or wet (non freezing) media compatible with PET & silicon

Performance

Total Error Band	±2% of span Max. (±3% for 0 - 1" range) (10°C ≤ T ≤ 40° C)
------------------	--

Electrical

Output Signal	0.25 to 4 VDC Ratiometric
Power Consumption	≤ 20 mW
Operating Supply Signal	5 VDC ± 5%
Overvoltage Protection	min. 16 VDC
Short-circuit Proofness	Yes ⁽²⁾
Reverse Polarity Protection	Yes ⁽³⁾
Output Impedance	100 Ω Max

Approvals & Certificates

ROHS 2002/95/EC ROHS Directive

⁽¹⁾ For more details see Ordering Options

⁽²⁾ For min. 3 intervals at 5 minutes each

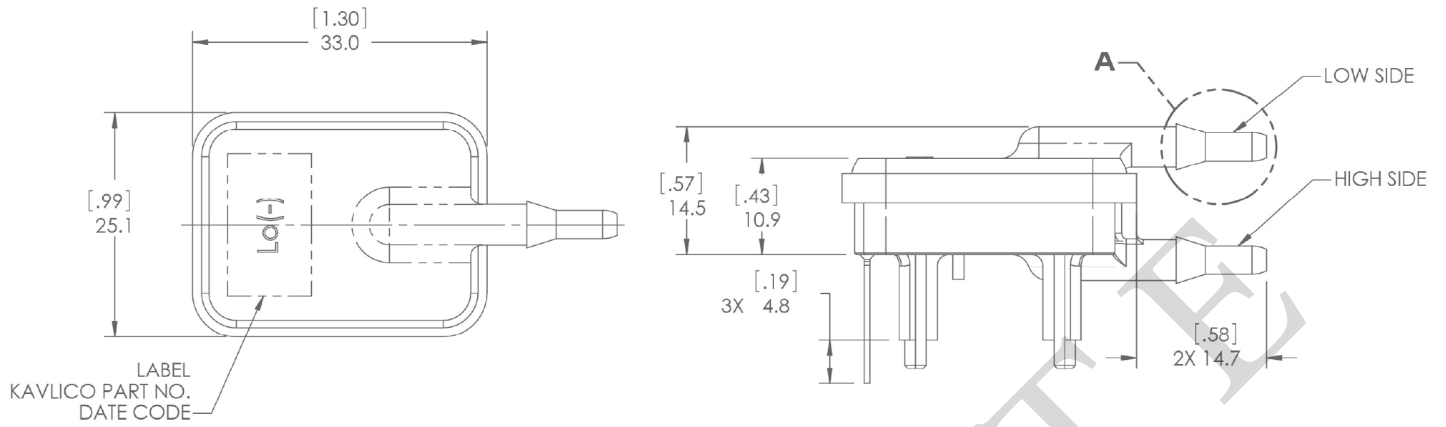
⁽³⁾ For min. 10 seconds on assigned pins



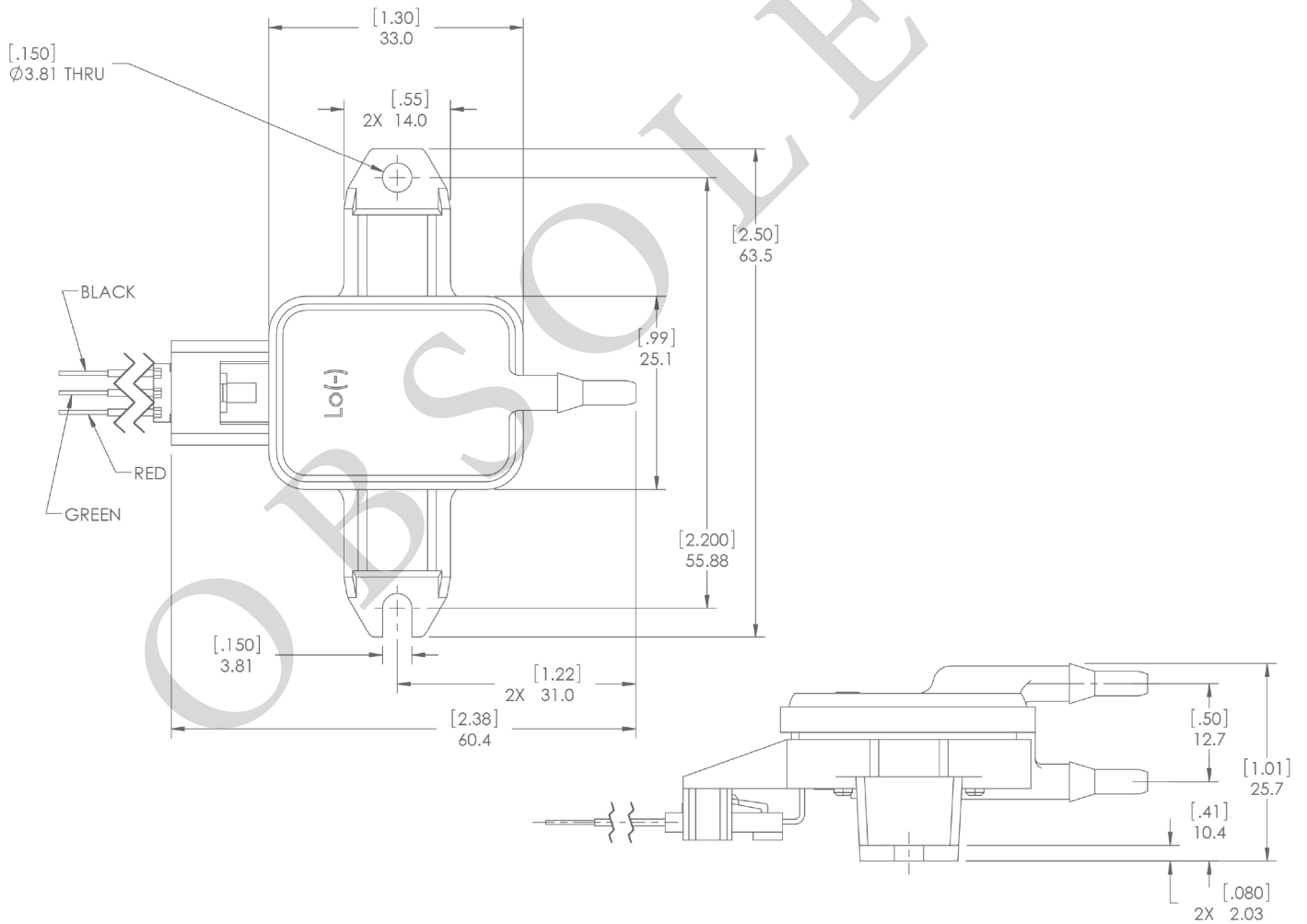
DIMENSIONS

Dimensions in mm [Inch]

Pressure Sensor

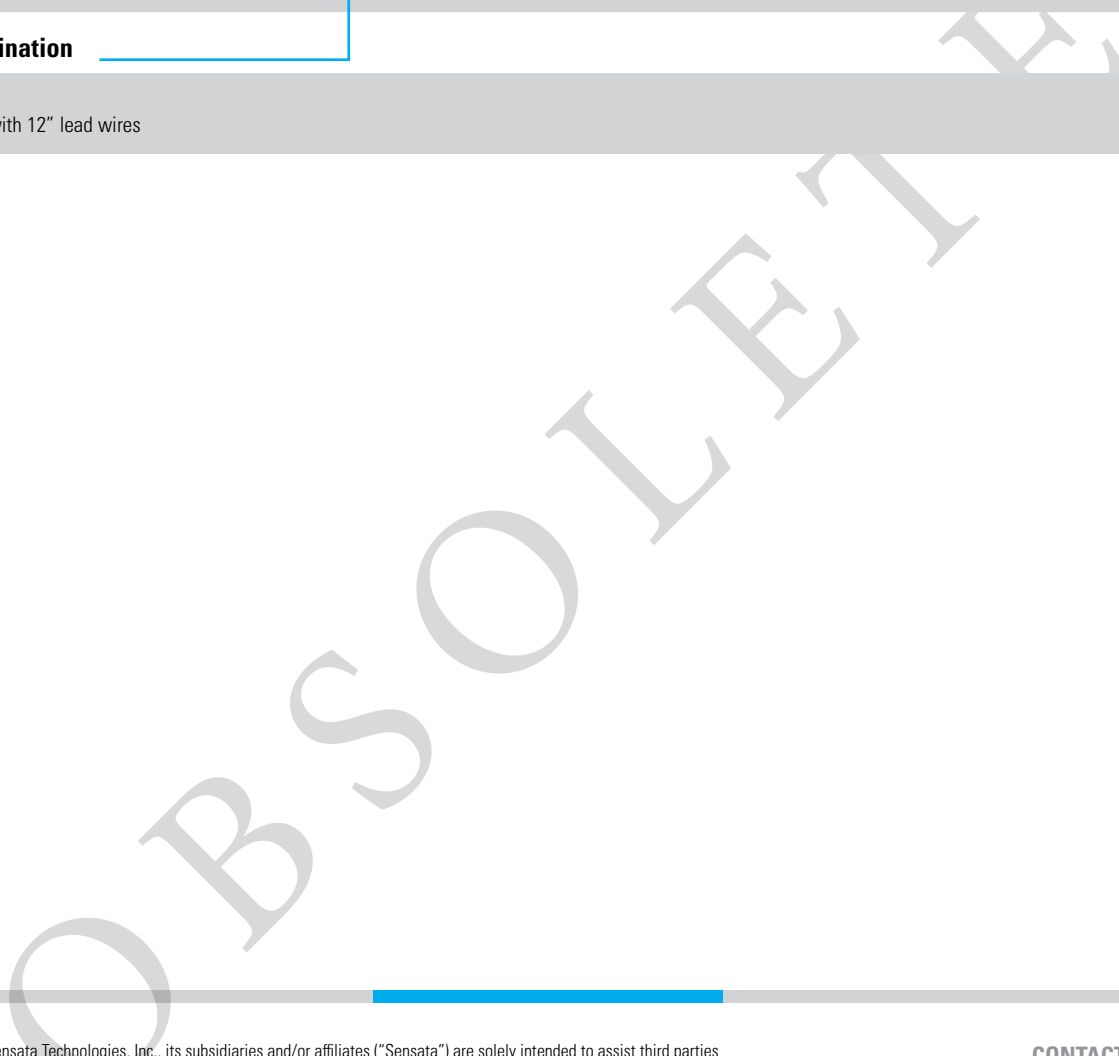


Pressure Sensor - Standard Option P992-x-C





Family	P992	5B	A
P1K			
Pressure Ranges			
1: 0-1" H2O			
1B: ± 1" H2O			
2: 0-2" H2O			
2B: ± 2" H2O			
5: 0 - 5.0" H2O			
5B: ± 5" H2O			
10: 0-10" H2O			
Electrical Termination			
A: 4-leg PCB Mount			
B: 3-leg PCB Mount			
C: 2-leg PCB Mount with 12" lead wires			



Datasheets provided by Sensata Technologies, Inc., its subsidiaries and/or affiliates ("Sensata") are solely intended to assist third parties ("Buyers") who are developing systems that incorporate Sensata products (also referred to herein as "components"). Buyer understands and agrees that Buyer remains responsible for using its independent analysis, valuation, and judgment in designing Buyer's systems and products. Sensata datasheets have been created using standard laboratory conditions and engineering practices. Sensata has not conducted any testing other than that specifically described in the published documentation for a particular datasheet. Sensata may make corrections, enhancements, improvements, and other changes to its datasheets or components without notice.

Buyers are authorized to use Sensata datasheets with the Sensata component(s) identified in each particular datasheet. HOWEVER, NO OTHER LICENSE, EXPRESS OR IMPLIED, BY ESTOPPEL OR OTHERWISE TO ANY OTHER SENSATA INTELLECTUAL PROPERTY RIGHT, AND NO LICENSE TO ANY THIRD PARTY TECHNOLOGY OR INTELLECTUAL PROPERTY RIGHT, IS GRANTED HEREIN. SENSATA DATASHEETS ARE PROVIDED "AS IS". SENSATA MAKES NO WARRANTIES OR REPRESENTATIONS WITH REGARD TO THE DATASHEETS OR USE OF THE DATASHEETS, EXPRESS, IMPLIED, OR STATUTORY, INCLUDING ACCURACY OR COMPLETENESS. SENSATA DISCLAIMS ANY WARRANTY OF TITLE AND ANY IMPLIED WARRANTIES OF MERCHANTABILITY, FITNESS FOR A PARTICULAR PURPOSE, QUIET ENJOYMENT, QUIET POSSESSION, AND NON-INFRINGEMENT OF ANY THIRD PARTY INTELLECTUAL PROPERTY RIGHTS WITH REGARD TO SENSATA DATASHEETS OR USE THEREOF.

All products are sold subject to Sensata's terms and conditions of sale supplied at www.sensata.com SENSATA ASSUMES NO LIABILITY FOR APPLICATIONS ASSISTANCE OR THE DESIGN OF BUYERS' PRODUCTS. BUYER ACKNOWLEDGES AND AGREES THAT IT IS SOLELY RESPONSIBLE FOR COMPLIANCE WITH ALL LEGAL, REGULATORY, AND SAFETY-RELATED REQUIREMENTS CONCERNING ITS PRODUCTS, AND ANY USE OF SENSATA COMPONENTS IN ITS APPLICATIONS, NOTWITHSTANDING ANY APPLICATIONS-RELATED INFORMATION OR SUPPORT THAT MAY BE PROVIDED BY SENSATA.

Mailing Address: Sensata Technologies, Inc., 529 Pleasant Street, Attleboro, MA 02703, USA.

CONTACT US

Americas

+1 (800) 350 2727
 sensors@sensata.com
 switches@sensata.com

Europe, Middle East & Africa

+359 (2) 809 1826
 pressure-info.eu@sensata.com

Asia Pacific

sales.isasia@list.sensata.com
 China +86 (21) 2306 1500
 Japan +81 (45) 277 7117
 Korea +82 (31) 601 2004
 India +91 (80) 67920890
 Rest of Asia +886 (2) 27602006
 ext 2808