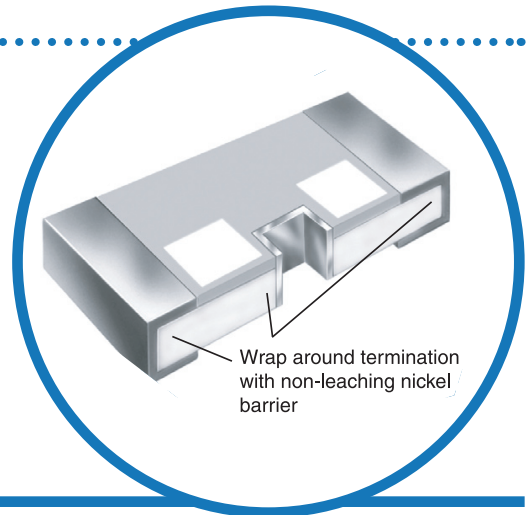


# TaNFilm® Precision Chip Voltage Divider



PFC Divider Series

- Popular 1206 Chip Size
- 5Ω to 150KΩ per resistor
- Tested for COTS applications
- Superior alternative to matched sets
- Standard Sn/Pb and 100% tin (Pb-free) terminations available



This dual element, monolithic package offers the advantages of reducing component quantities and board space while increasing quality and reliability. The ratio tolerance can be specified down to 0.01%, which is much tighter than the 0.1% achievable from two individual 0.05% chip resistors. Similarly, the TCR tracking of 5 ppm/°C is far superior to the 50ppm/°C tracking obtainable from two individual 25 ppm/°C chip resistors. The TaNFilm® Tantalum Nitride film system provides superior environmental performance while ensuring long term stability.

## Electrical Data

Characteristic	Each Resistor	Total Resistance
Resistance Range	10 - 150KΩ	200KΩ
Power Rating	125mW	250mW
Absolute TCR	to ±25ppm/°C*	
Tracking TCR	to ±5ppm/°C*	
Maximum Voltage Rating	100 volts	
Operating Temperature Range	-65°C to +150°C	
Noise	Less than -25 db	
Termination	60/40 Sn/Pb or 100% tin (Pb-free)	

\*Tighter Tolerance and Higher Resistance value available. Contact factory for more information

## Manufacturing Capability

Range of Lowest Resistor	Available Absolute Tolerances	Available Ratio Tolerances	Best Absolute TCR	Best Tracking TCR
5Ω - 24Ω	F	F D	±100ppm/°C	±50ppm/°C
25Ω - 50Ω	F D B	F D B	±50ppm/°C	±20ppm/°C
51Ω - 75Ω	F D B	F D B	±25ppm/°C	±10ppm/°C
76Ω - 999Ω	F D B	F D B A	±25ppm/°C	±5ppm/°C
1.0KΩ - 100KΩ	F D B A	F D B A Q T	±25ppm/°C	±5ppm/°C

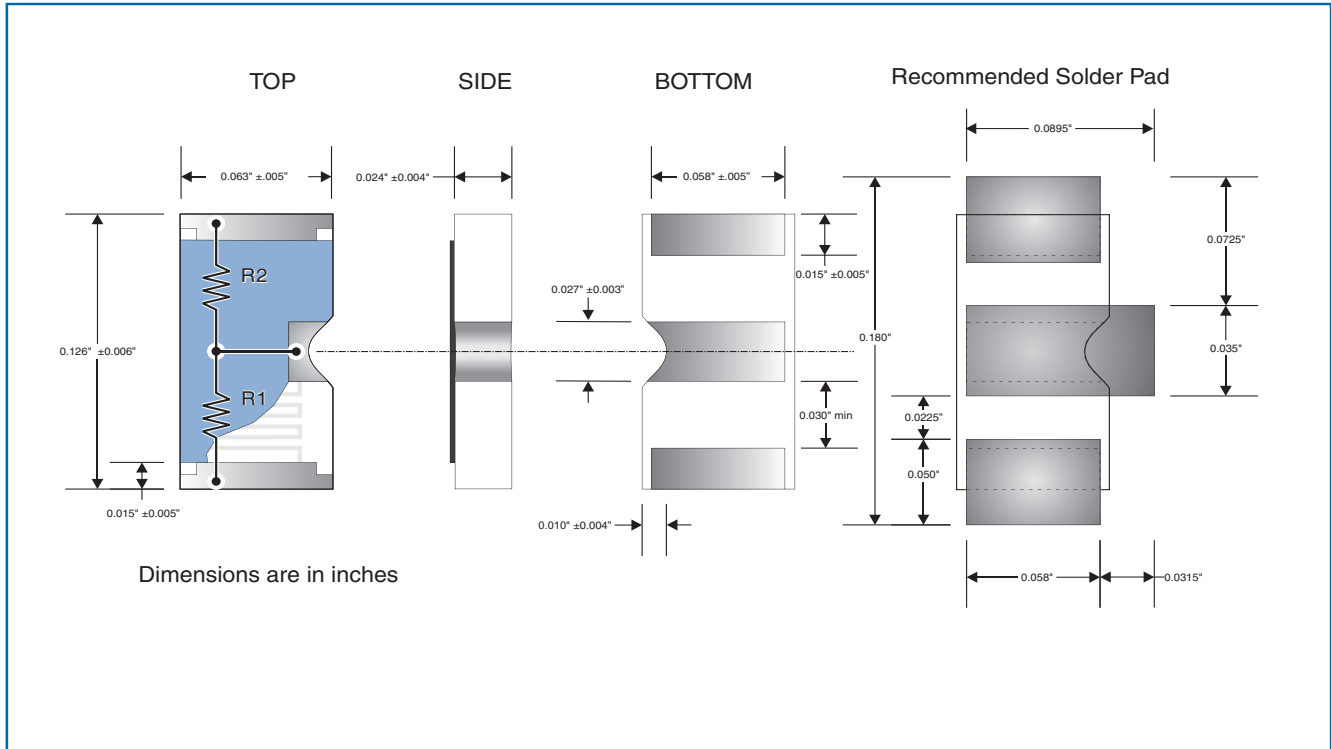
### General Note

TT electronics reserves the right to make changes in product specification without notice or liability. All information is subject to TT electronics' own data and is considered accurate at time of going to print.

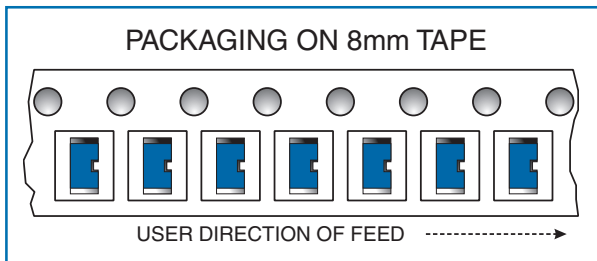


www.bitechnologies.com www.irctt.com www.welwyn-tt.com

## Physical Data



## Packaging Data



## Environmental Data

Test	Method	ΔR/R	ΔRatio
Thermal Shock	MIL-STD-202 -65 to +125°C, 5 Cycles	±.02%	±.005%
Short Time Overload	MIL-PRF-55342	±.02%	±.005%
High Temperature Exposure	MIL-PRF-55342	±.03%	±.01%
Resistance to Bond Exposure	MIL-PRF-55342	±.01%	±.01%
Moisture Resistance	MIL-STD-202 10 Cycles, 240 hours 10% Rated Power	±.03%	±.02%
Load Life (Rated Power)	MIL-PRF-55342 70°C, 1000 hours	±.03%	±.01%
Low Temperature Operation	MIL-PRF-55342	±.01%	±.005%

### General Note

TT electronics reserves the right to make changes in product specification without notice or liability. All information is subject to TT electronics' own data and is considered accurate at time of going to print.

## Ordering Procedure

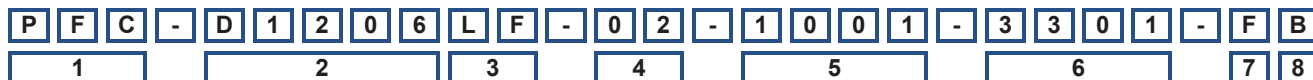
This product has two valid part numbers:

**European (Welwyn) Part Number: D120602-1K0-3K3FB** (50ppm/°C, R1=1 kilohm, R2=3.3 kilohms, absolute tolerance ±1%, ratio tolerance ±0.1%, Pb-free)



1	2	3	4	5	6	7	8
Type	Size	Absolute TCR	Value R1	Value R2	Absolute Tolerance	Ratio Tolerance	Termination & Packing
D=PFC-Divider	1206	Omit for ±25ppm/°C	E24 = 3/4 characters E96 = 3/4 characters R = ohms K = kilohms		A = 0.05%	T = +0.01%	Omit for Pb-free, Standard pack
		02 = ±50ppm/°C			B = ±0.1%	Q = ±0.02%	
		01 = ±100ppm/°C			D = ±0.5%	A = ±0.05%	PB = SnPb finish, Standard pack
	F = ±1%	B = ±0.1%					
						D = ±0.5%	1000/reel
						F = ±1%	

**USA (IRC) Part Number: PFC-D1206LF-02-1001-3301-FB** (50ppm/°C, R1=1 kilohm, R2=3.3 kilohms, absolute tolerance ±1%, ratio tolerance ±0.1%, Pb-free)



1	2	3	4	5	6	7	8	
Family	Model	Termination	Absolute TCR	Value R1	Value R2	Absolute Tolerance	Ratio Tolerance	Packing
PFC	D1206	Omit for SnPb (60/40)	03 = ±25ppm/°C	3 digits + multiplier R = ohms for values <100 ohms		A = ±0.05%	T = +0.01%	1000/reel
			02 = ±50ppm/°C			B = ±0.1%	Q = ±0.02%	
		LF = Pb-free (100%Sn)	01 = ±100ppm/°C	D = ±0.5%		A = ±0.05%		
						F = ±1%	B = ±0.1%	
							D = ±0.5%	
							F = ±1%	

### General Note

TT electronics reserves the right to make changes in product specification without notice or liability. All information is subject to TT electronics' own data and is considered accurate at time of going to print.



www.bitechnologies.com www.irctt.com www.welwyn-tt.com